

# TABLE OF CONTENTS

DESCRIPTION	PAGE
Introduction & VIN Number .....	1
Decals .....	2
Frame and Attachment .....	4
Suspension - Front Wheel .....	6
Steering Assembly .....	8
Steering Box .....	10
Tires and Wheels .....	12
Panels and Shields .....	14
Box Assembly .....	16
Box Assembly (Detail) .....	18
Trunk Assembly .....	20
Brakes - Hydraulic (Complete) .....	22
Front Brake Callper Components .....	24
Brakes - Emergency .....	26
Heater .....	28
Electrical Assembly .....	30
Dash Gauges/Switches W. Motor & Arm .....	32
Rear Suspension .....	34
Engine Attachments .....	36
Cylinder Head & Cover .....	38
Cylinder Block .....	40
Oil Pan & Timing Belt Cover .....	42
Piston, Crankshaft & Flywheel .....	44
Valve System .....	46
Intake Manifold .....	48
Exhaust Manifold .....	50
Fuel Distributor .....	52
Air Cleaner .....	54
Throttle Body .....	56
Emission Control System "Inlet Side" .....	58
Oil Pump & Filter .....	60
Cooling System .....	62
Air Intake & Cooling .....	64
Distributor .....	68
Alternator .....	70
Starter .....	72
Engine Electrical System .....	74
Torque Converter, Oil Pump & Piping (Automatic) .....	76
Governor, Low & Reverse Piston (Automatic) .....	80
Control Valve (Automatic) .....	82
Gasket & Seal Kit (Automatic) .....	84
Clutches & Planetary Gears (Automatic) .....	86
Transmission Case & Main Control System (Automatic) .....	88
Manual Linkage System (Automatic) .....	90
Transmission & Axles .....	92
Throttle .....	96
Fuel Emissions System - Intake .....	98
Exhaust System .....	100
Drive Axles .....	102
Doors .....	104
Window & Seat (Including Belt) .....	106
Options .....	108

# 1 INTRODUCTION

This manual contains a parts list for your machine. It is divided into major sections which correspond to the groups shown in the Table of Contents and the accompanying illustration.

The first page of each major section lists the contents of that section, each of which consists of exploded views and related tabular listings.

## WHEN ORDERING PARTS

Always give your dealer the Model and Serial Number of your machine to assist him in ordering and obtaining the correct parts. Use the exploded view and tabular listing of the area of interest to exactly identify the required part.

## USING THE MANUAL

Parts data consists of exploded view illustrations and associated parts list tables which are read as follows:

### ITEM

The item number is the identifier number from the illustration. For example, number 3 on an illustration points to a component which is item 3 on the accompanying table.

### PART NUMBER

The part number is the 4 digit number by which the component may be identified and ordered from Westward Industries Ltd.

### DESCRIPTION

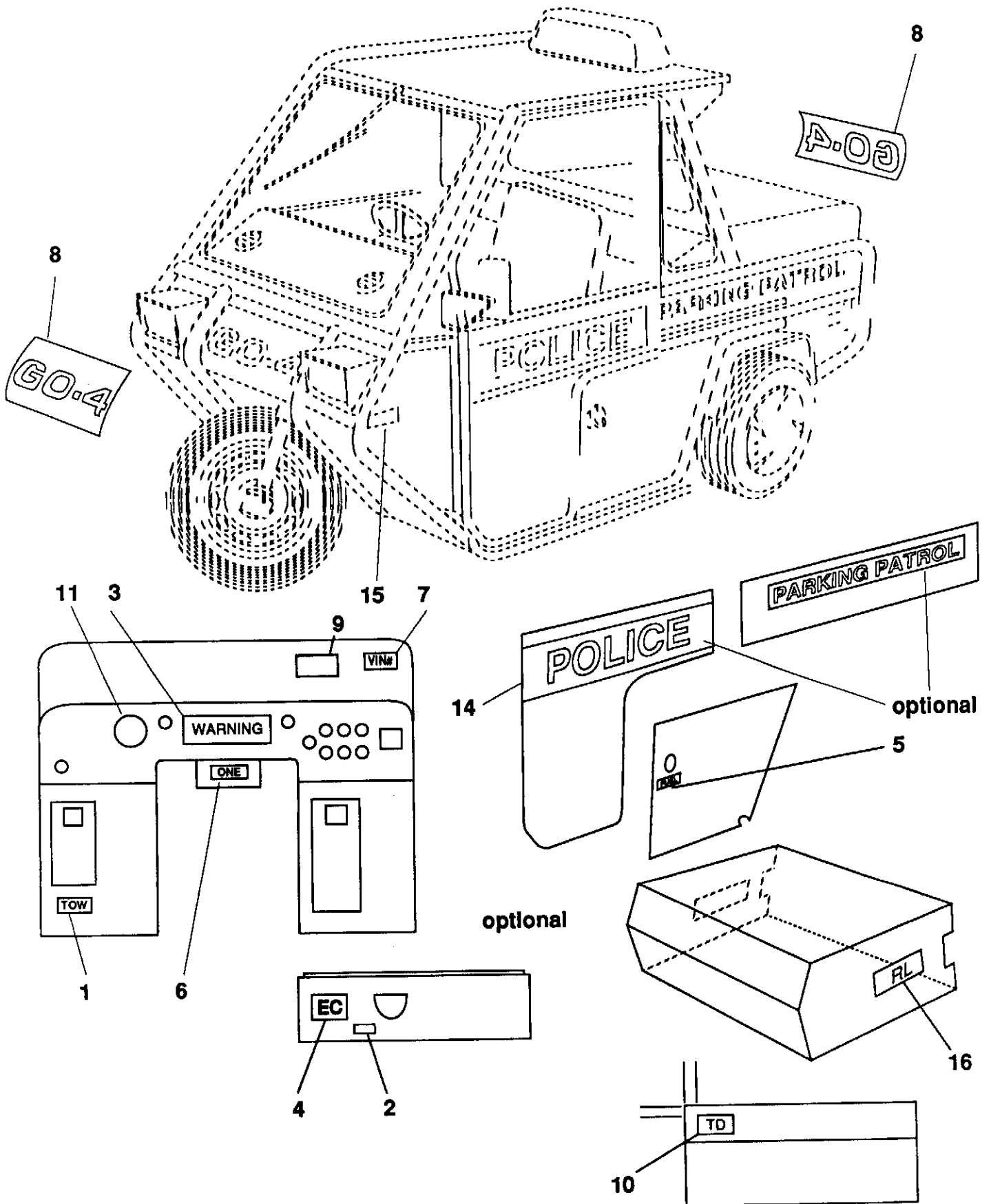
This column contains the name and description of the part.

### QUANTITY

This column shows the quantity of each part used on the component for the model listed on the top. The abbreviation A/R means the quantity is As Required.

**VIN NUMBER:** \_\_\_\_\_

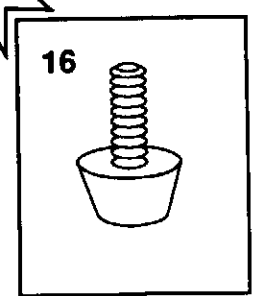
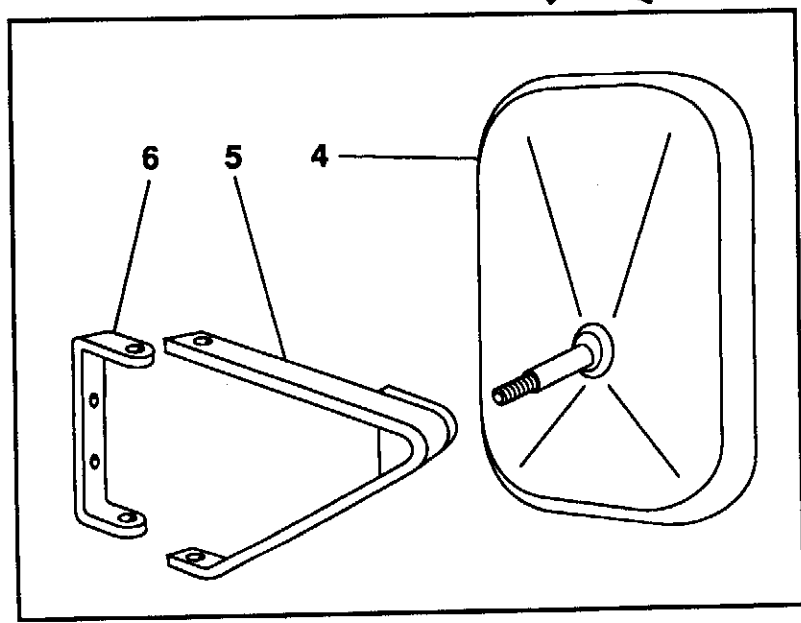
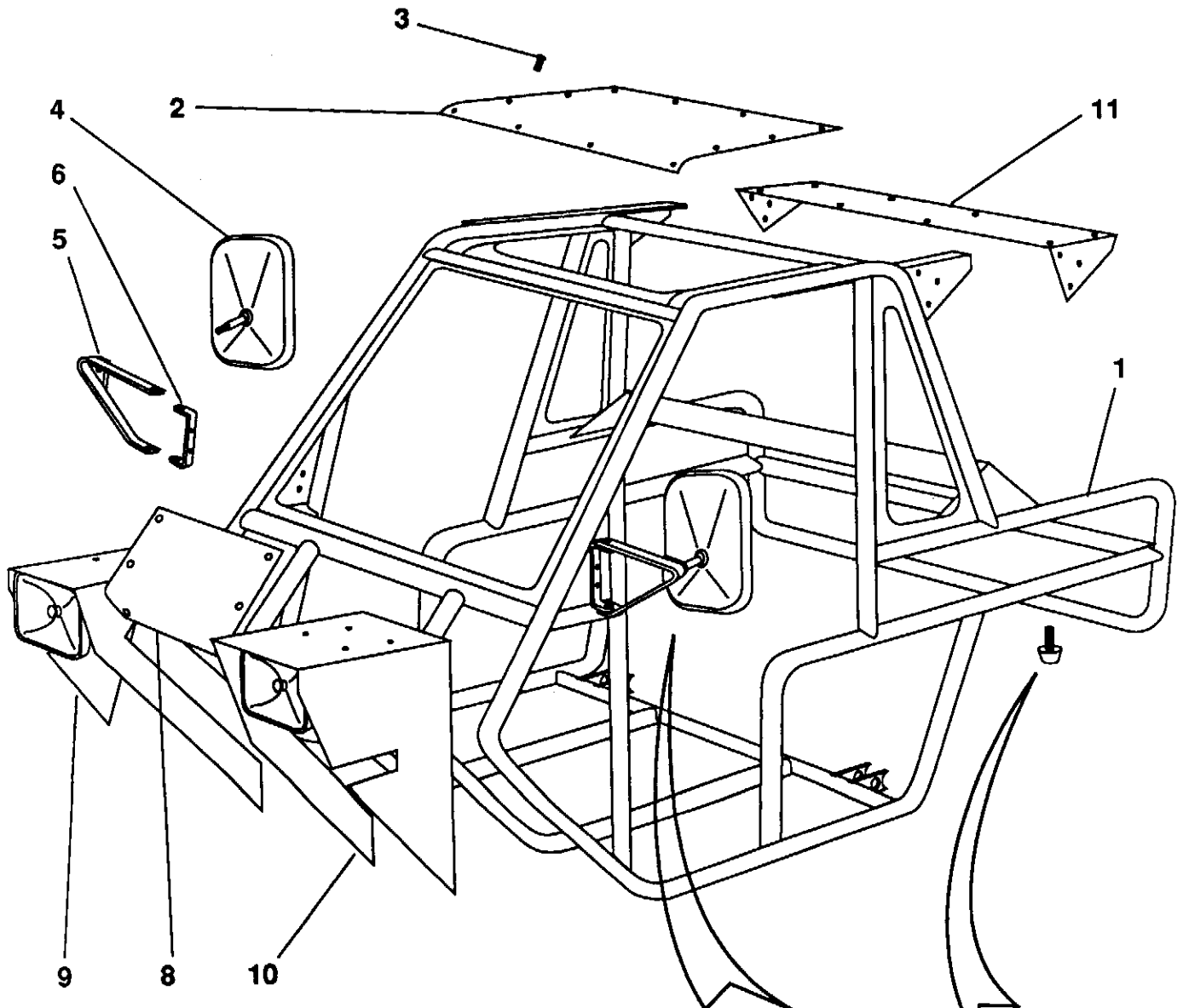
# DECALS



**DECALS**

REF.	PART NO.	DESCRIPTION	QTY.
1	0035	Safety Warning	1
2	0036	Warning	1
3	0037	Safety Warning	1
4	0038	Emission Control	1
5	0043	Unleaded Fuel	1
6	0044	One Person Only	1
7	0046	VIN# Plate	1
8	1048	GO-4 Decal	1
9	1879	Made In Canda Decal	1
10	1050	Tire Pressure Decal	1
11	1051	Dash Decal	1
12	1551	Police	OPT
13	1552	Parking Patrol	OPT
14	1553	White (Door)	2
15	1755	Reflector (Amber)	2
16	1754	Reflector (Red)	2
17	1879	Decal - Made in Canada	1

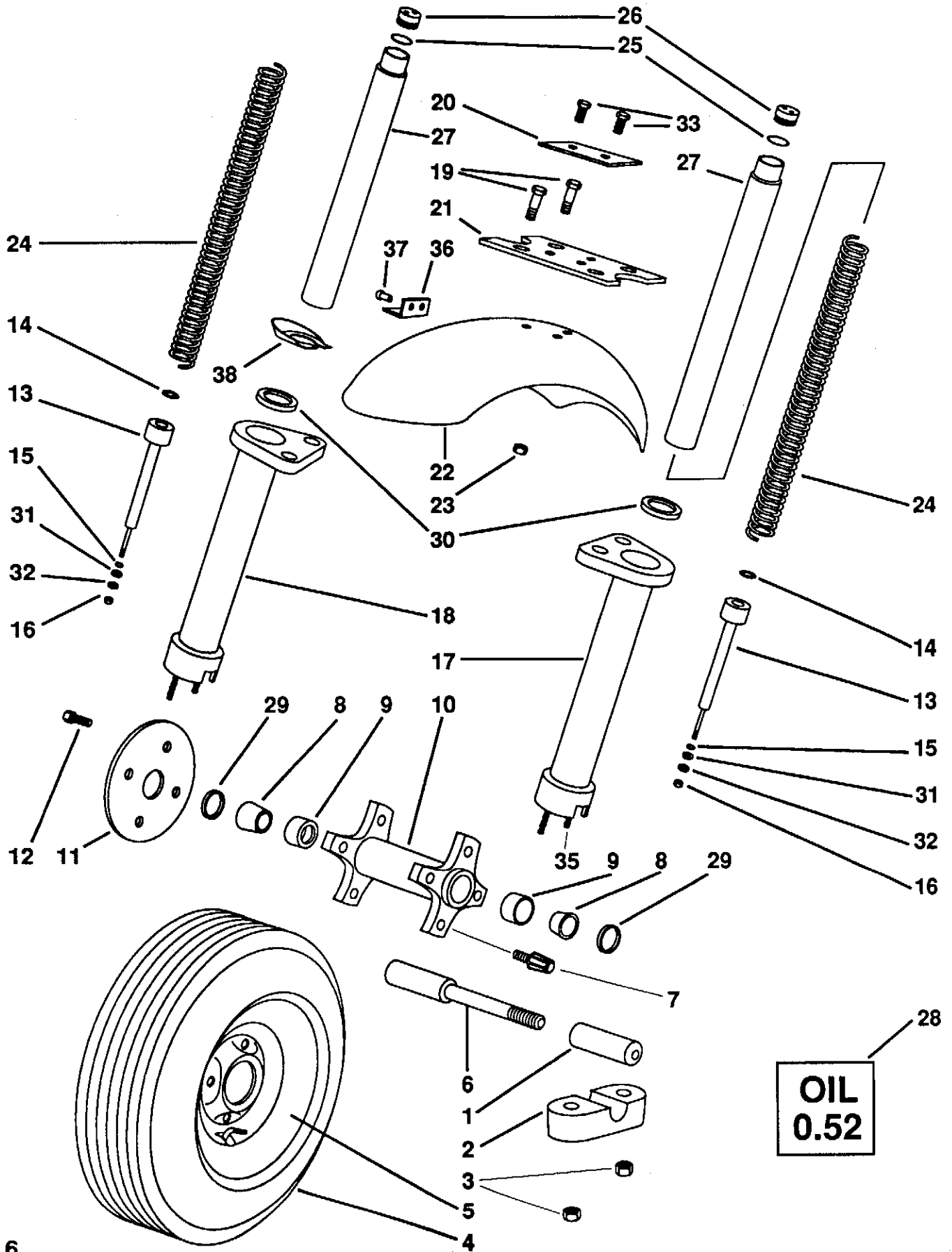
FRAME AND ATTACHMENTS



### FRAME AND ATTACHMENTS

REF.	PART NO.	DESCRIPTION	QTY.
1	8021	Main Frame	1
2	0214	Roof	1
3	0800	Screw	18
4	0029	Mirror	2
5	1557	Bracket - Left	1
6	1561	Bracket - Mirror	2
7	1560	Bracket - Right Mirror	1
8	1212	Nose Cone	1
9	1262	Right Light Cell	1
10	1261	Left Light Cell	1
11	1257	Light Bar	1
12	1035	Bolt	30
13	1036	Nut	34
14	0297	Bolt	4
15	1417	Nut - Sert	6
16	0218	Bumper - Rubber	1
17	0223	Nut	1

SUSPENSION - FRONT WHEEL

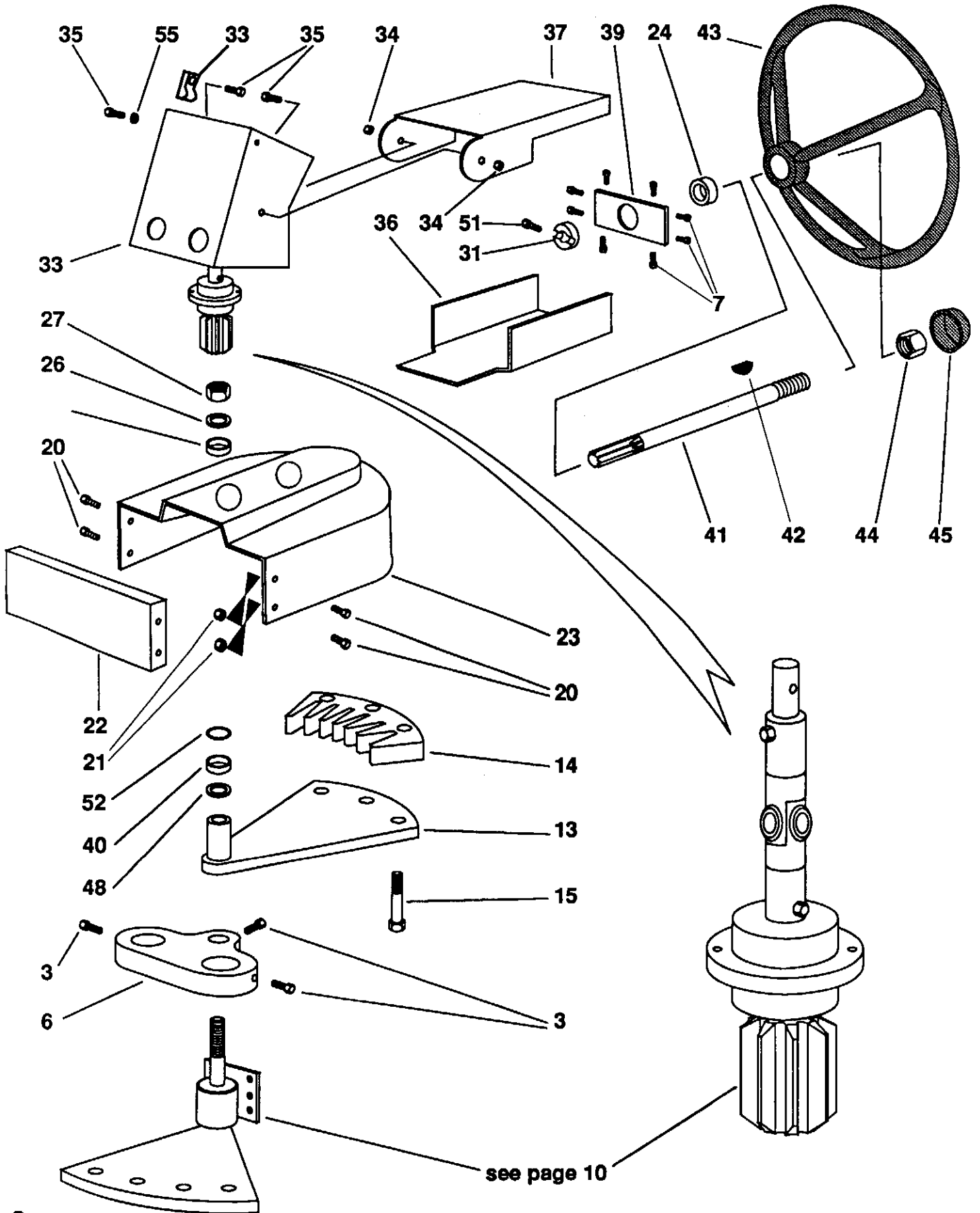


**SUSPENSION - FRONT WHEEL**

REF.	PART NO.	DESCRIPTION	QTY.
1	1127	Axle - End	1
2	1119	Bottom - Retainers	2
3	0223	Nut Locking	4
4	0059	Tire	REF
5	1129	Axle - Front	1
6	0998	Wheel	REF
7	1079	Stud - Wheel	4
8	1154	Cone	2
9	1155	Cup - Bearing	2
10	1046	Hub - Front	1
11	0756	Disc - Front	REF
12	0068	Bolt - (Metric)	4
13	1611	Damper	2
14	0213	O-Ring	2
15	0209	O-Ring	2
16	1039	Nut	2
17	1136	Tube - Fork Left	1
18	1108	Tube - Fork Right	1
19	1133	Bolt, Carriage	4
20	1529	Spacer - Fender	2
21	1273	Spacer - Fork	1
22	1437	Fender	1
23	1460	Nut	7
24	1442	Spring	2
25	1488	O-Ring	2
26	1123	Cap - Spring	2
27	1110	Strut, Front End	2
28	1490	Oil	2
29	1156	Seal - Axle	2
30	0209	Seal	2
31	1688	Washer	2
32	1686	Washer - Lock	2
33	1148	Bolt	3
35	1120	Stud	4
36	1273	Bracket	1
37	1569	Rivets	1
38	0936	Clip - Brake Line	1



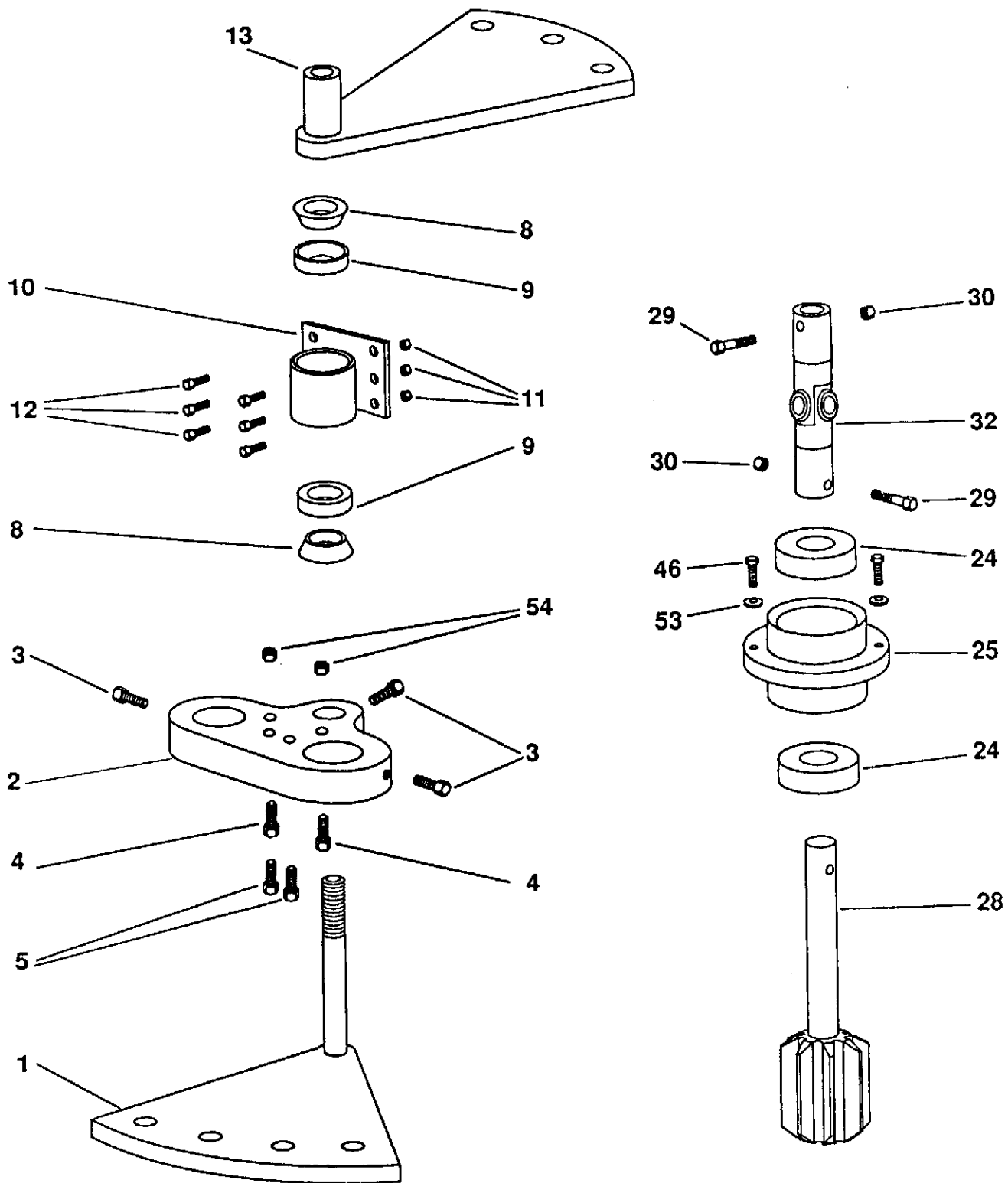
# STEERING ASSEMBLY



### STEERING ASSEMBLY

REF.	PART NO.	DESCRIPTION	QTY.
1	1165	Shaft, Main Pivot Steering	1
2	1111	Support, Lower Ft Fork	1
3	1140	Bolt, Socket Hd	6
4	1148	Bolt - Carr	2
5	1133	Bolt - Carr	2
6	1124	Support - Front Fork Upper	1
8	0057	Cone - Bearing (W. Seal)	2
9	0056	Cup - Bearing	2
10	1130	Trunion - Steering Pivot	1
11	0815	Nut	6
12	0816	Bolt	6
13	1104	Ring Gear Mt. Plate	1
14	1102	Segment - Ring Gear	1
15	0818	Bolt	6
16	1507	Support - Steering	1
17	0810	Bolt	2
18	0223	Nut	2
19	1743	Bolt	1
20	0297	Bolt	4
21	1036	Nut	4
22	1510	Cover - Steering	1
23	1106	Box, Steering	1
24	1157	Bearing	1
25	1101	Housing Pinion Bearing	1
26	1692	Washer -	1
27	1492	Nut, Castelated	1
28	1105	Pinion (Steering)	1
29	0988	Bolt	2
30	1676	Washer	2
31	1178	Signal	1
32	0990	Joint - Steering	1
33	1179	Base - Steering Column	1
34	0815	Nut	2
35	0810	Bolt	4
36	1168	Cover - Bottom	1

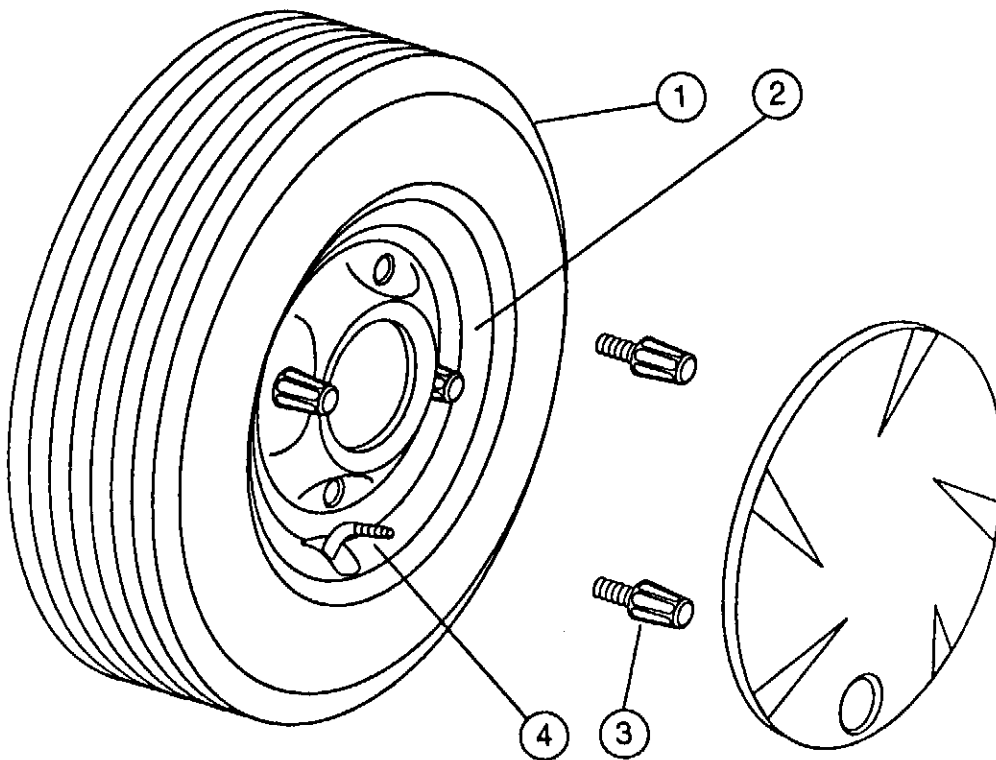

# STEERING BOX



**STEERING BOX (cont'd)**

REF.	PART NO.	DESCRIPTION	QTY.
37	1167	Cover - Top	1
38	1169	Box - Steering Pivot	1
39	0801	Screw	6
40	1158	Bearing	
41	1180	Shaft - Steering Wheel	1
42	1682	Key - Woodruff	1
43	0003	Wheel - Steering	1
44	1645	Nut	1
45	1030	Cap - (Steering Wheel)	1
46	1495	Screw - Socket Hd	4
47	1913	Bolt - FL	4
48	1146	Washer	1
49	0078	Pin - Cotter	1
51	1647	Set Screw	1
52	1486	O-Ring Main Shaft	1
53	0325	Washer - Lock	4
54	1037	Nut - Nylock	4
55	1688	Washer	2
56	1328	Spacer	1

TIRES AND WHEELS

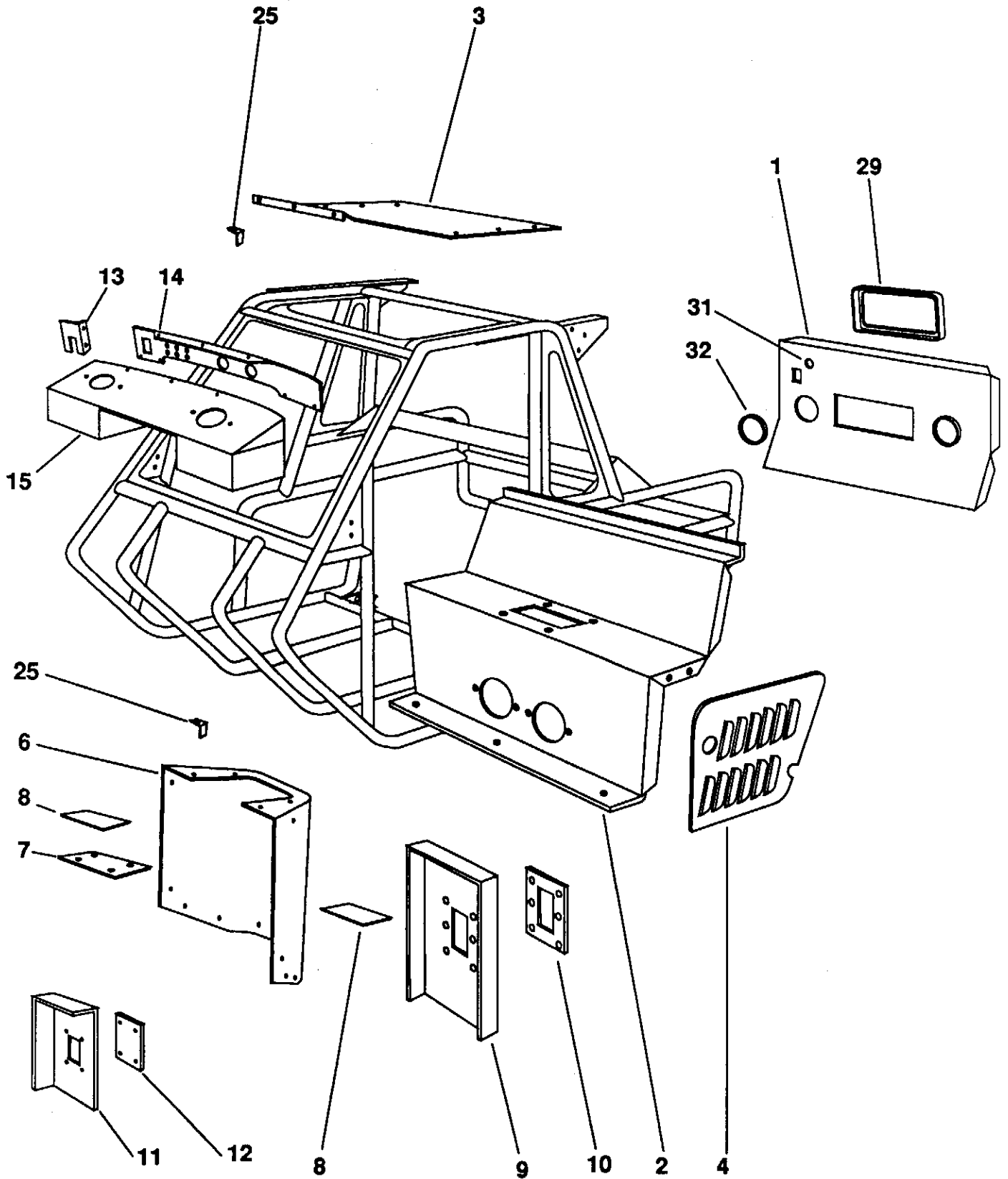


**TIRES AND WHEELS**

REF.	PART NO.	DESCRIPTION	QTY.
1	0059	Tire	3
2	0060	Wheel Rim	3
3	1079	Stud - Reference	4/Wheel
4	0383	Stem Valve	(RP)

---

PANELS AND SHIELDS

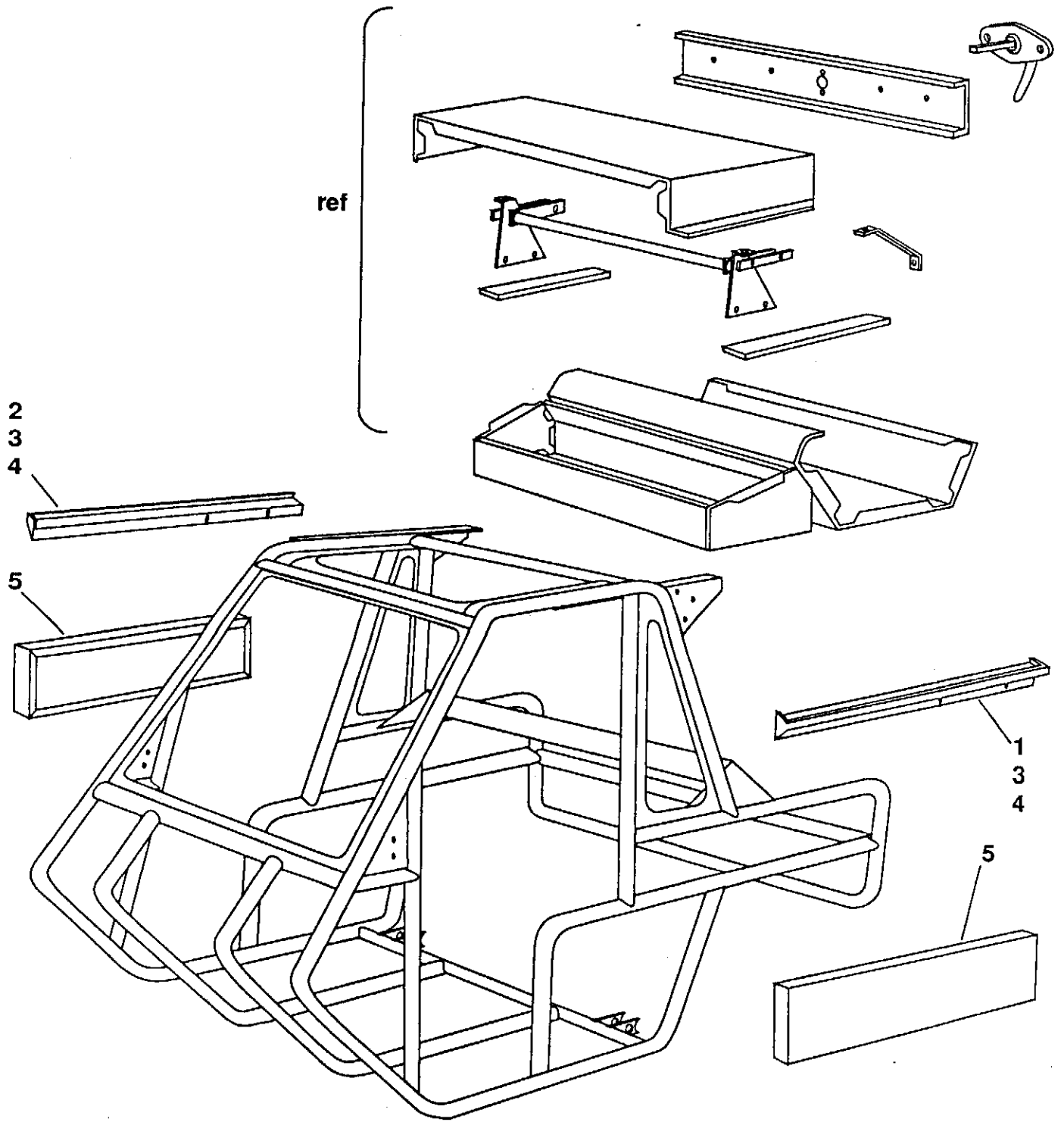


**PANELS AND SHIELDS**

REF.	PART NO.	DESCRIPTION	QTY.
1	1249	Firewall	1
2	1255	Seat - Panel	1
3	1248	Floor - Panel	1
4	1549	Vent - Air (Left)	1
5	1550	Vent - Air (Right)	1
6	1564	Console	1
7	1555	Console Closing	1
8	1556	Floor Closing	2
9	1502	Panel - Left	1
10	1503	Panel - Left (Small)	1
11	1500	Panel - Right	1
12	1501	Panel - Right (Small)	1
13	1508	Fuse Holder	
14	1223	Dash - Face	
15	1261	Dash - (Panel)	
25	1590	Hose - Accel	1
26	1035	Bolt 1/4 FL NC x 1/2	
27	0297	Bolt, FL 1/4 NC x 3/4	
28	1036	Nut, SL 1.4 NC	
29	1914	Trim (Radiator)	1
30	0800	Screw - #8 x 3/8	17
31	1915	Trim (H Hoses)	1
32	1916	Trim (Air Intake)	1



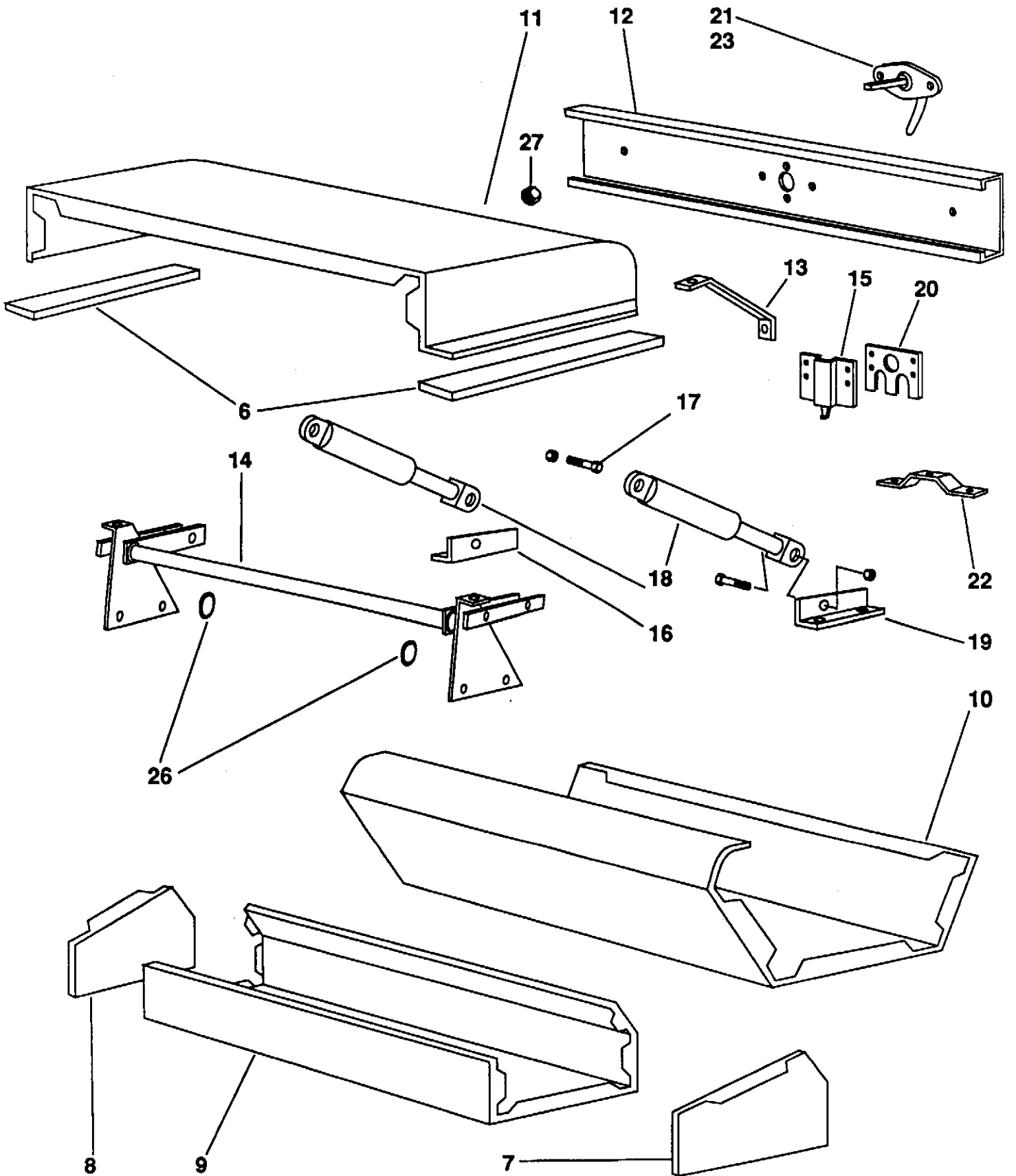
# BOX ASSEMBLY



**BOX ASSEMBLY**

REF.	PART NO.	DESCRIPTION	QTY.
1	1274	Box Rail - Left	1
2	1277	Box Rail - Right	1
3	1035	Bolt, SF	
4	1036	Nut, SF	
<hr/>			
5	1370	Box Side	2
<hr/>			

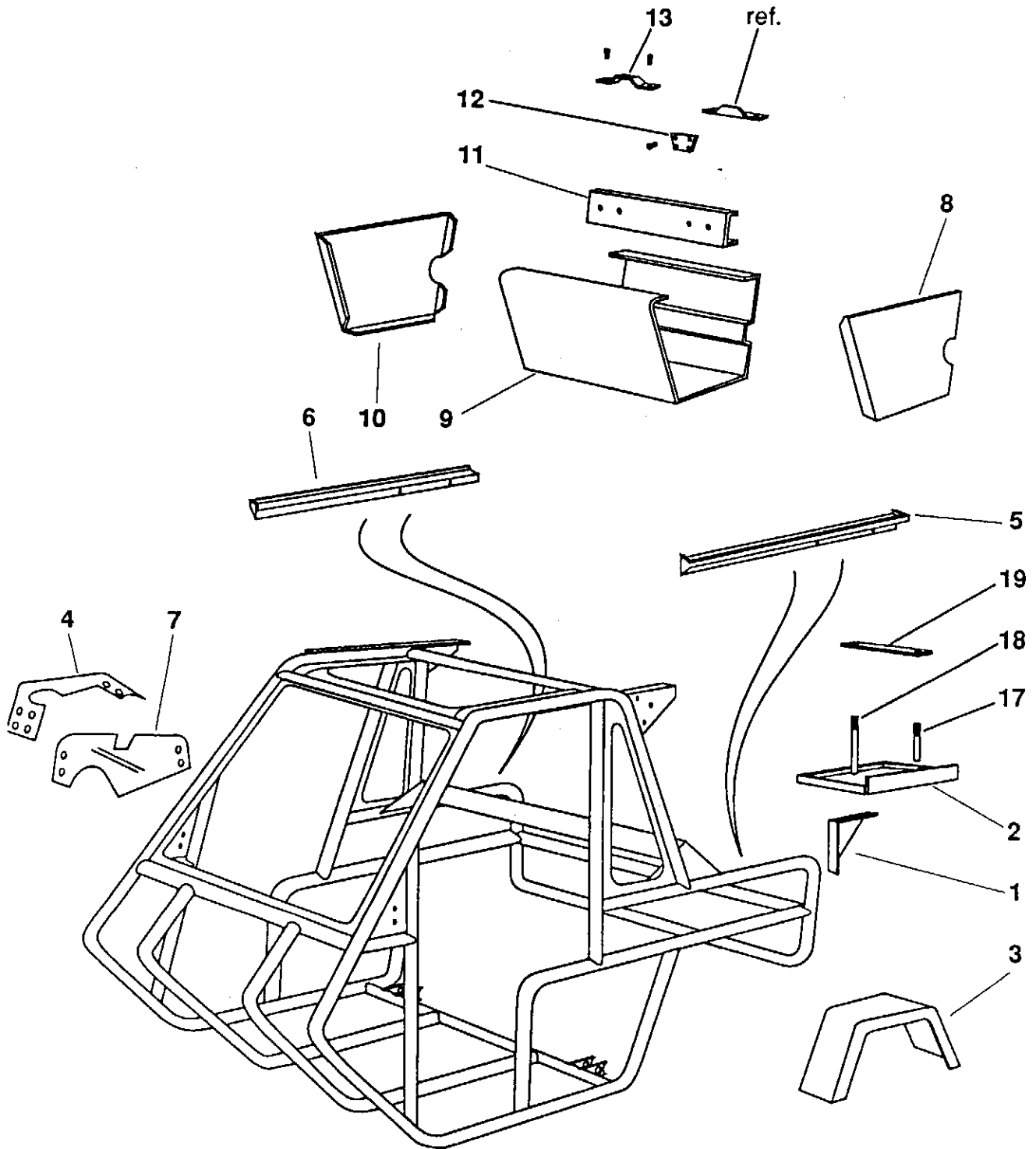
BOX ASSEMBLY (DETAIL)



**BOX ASSEMBLY (DETAIL)**

REF.	PART NO.	DESCRIPTION	QTY.
6	1411	Strip - Neoprene	2
7	1368	Side - Trunk Front - Left	1
8	1369	Side - Trunk Front - Right	1
9	1372	Box - Front	1
10	1379	Box - Middle	1
11	1378	Lid - Trunk	1
12	1587	Panel - Rear Lid	1
13	1588	Support - Trunk	2
14	1386	Hinge Assembly	1
15	1019	Latch	1
16	0819	Nut (Stud Anchor)	4
17	1008	Stud	4
18	1007	Spring - Gas	2
19	1387	Anchor - Gas Spring	2
20	1620	Mount, striker	1
21	1052	Handle Latch	1
22	1623	Striker - Trunk Lid	1
23	1777	Bolt	2
24	1569	Rivet	(56)
25	1035	Bolt	4
26	1903	Bushing	2
27	1778	Nut	4

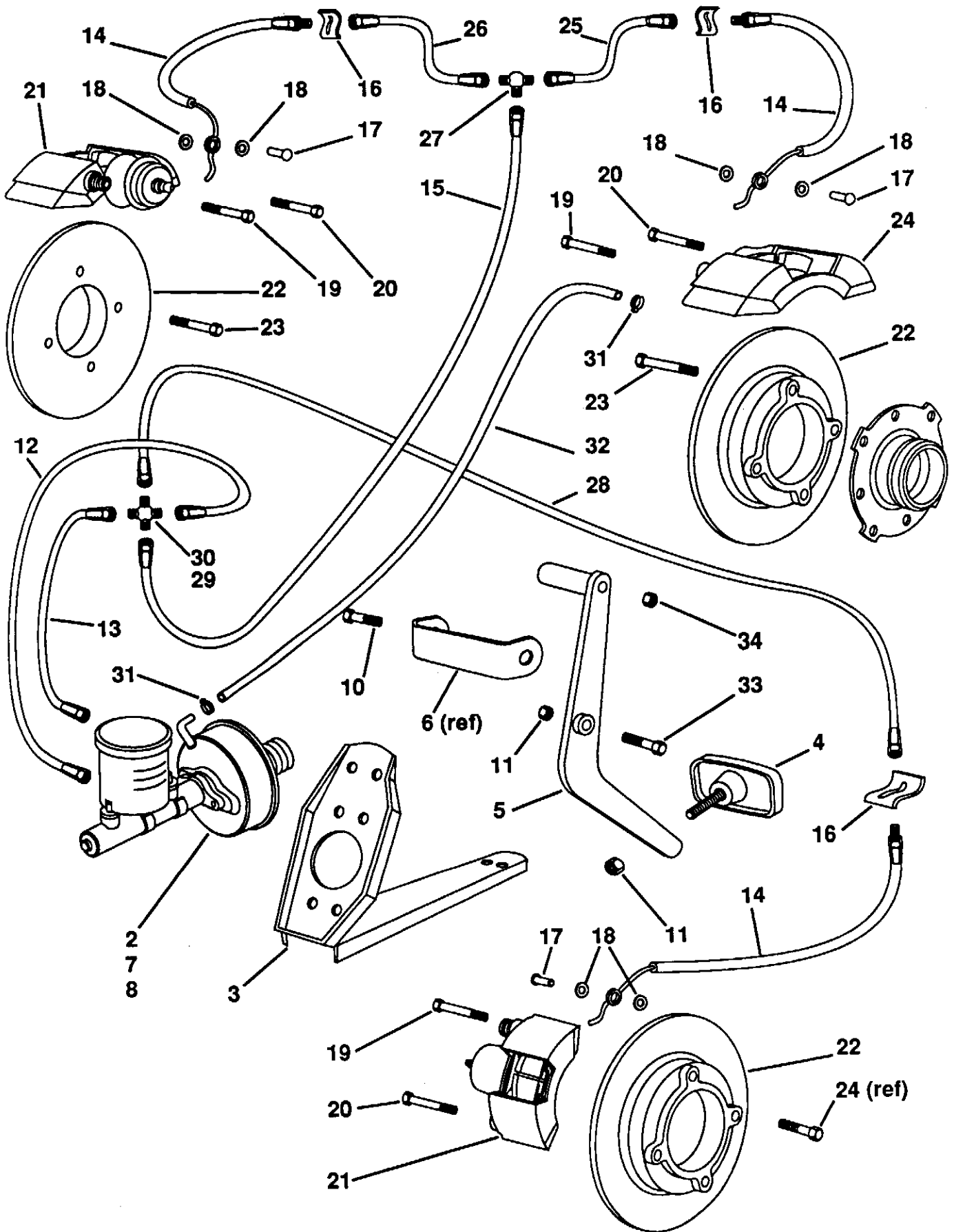
# TRUNK ASSEMBLY



**TRUNK ASSEMBLY**

REF.	PART NO.	DESCRIPTION	QTY.
1	1284	Brace - Battery	1
2	1283	Box - Battery	1
3	1725	Fender - Left	2
4	1726	Fender - Right	1
5	1274	Rail - Left	1
6	1275	Rail - Right	1
7	1290	Panel - Splash	1
8	1374	End - Trunk Left	1
9	1373	Panel - Trunk	1
10	1375	End - Trunk - Right	1
11	1526	Panel - Electrical	1
12	1643	Plate - License	1
13	1623	Striker	1
14	1036	Nut	
15	1035	Bolt	
16	1738	Screw	2
17	1739	Bolt	1
18	1554	Hold Down Battery	
19	1562	Hold Down T-Battery	1

BRAKES - HYDRAULIC (COMPLETE)

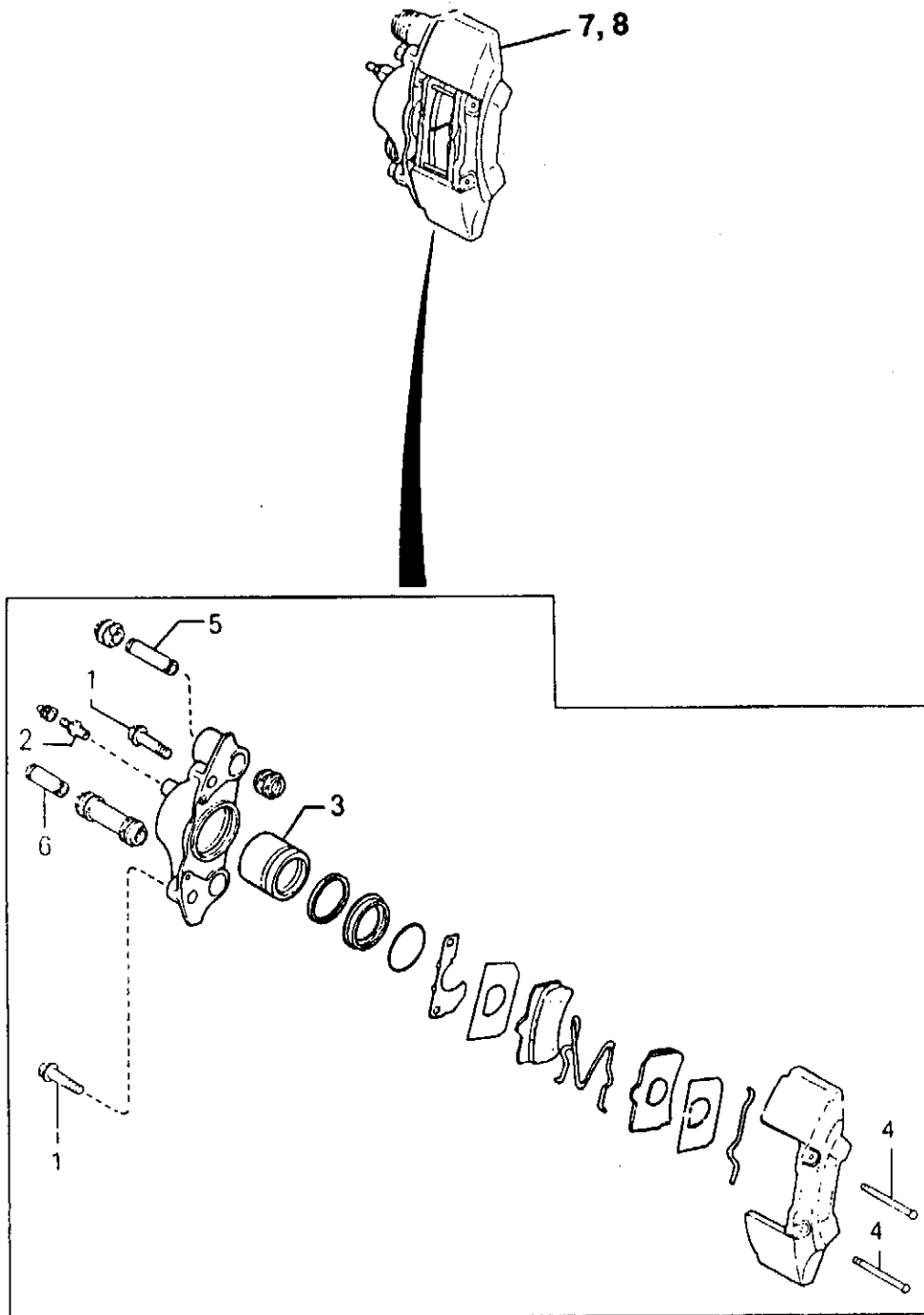


**BRAKES - HYDRAULIC (COMPLETE)**

REF.	PART NO.	DESCRIPTION	QTY.
1	1491	Fluid - Brake	1
2	1078	Brake - Master	1
3	8001	Bracket - Brk Mt	1
4	0721	Pedal - Rubber	1
5	1583	Pedal - Arm	1
6	1320	Bracket - Brake	1
7	1035	Bolt	
8	1036	Nut	
10	1695	Bolt	1
11	1719	Nut	2
12	1425	Line - Secondary	1
13	1424	Line - Brake Primary	1
14	0938	Line - Brake Rubber	3
15	1072	Line - Brake - Rear	1
16	0936	Clip	3
17	0937	Bolt - Banjo Brake	3
18	0935	Washer - Copper	6
19	759	Bolt - Long Brake	3
20	0760	Bolt - Short Brake	3
21	0761	Caliper - Brake (RH)	2
22	0756	Disc - Brake	3
23	0757	Bolt	8
24	0762	Caliper - Brake (LH)	1
25	1070	Line - Rear St	1
26	1071	Line - Rear Long	1
27	1076	T-Brake, Fitting	1
28	1426	Line, Brake front	1
29	1074	Fitting, Cross	1
30	1075	Adapter Brake	4
31	0215	Clamp - Hose	2
32	1917	Hose - Vacuum	1
33	1034	Bolt	1
34	0819	Nut	1



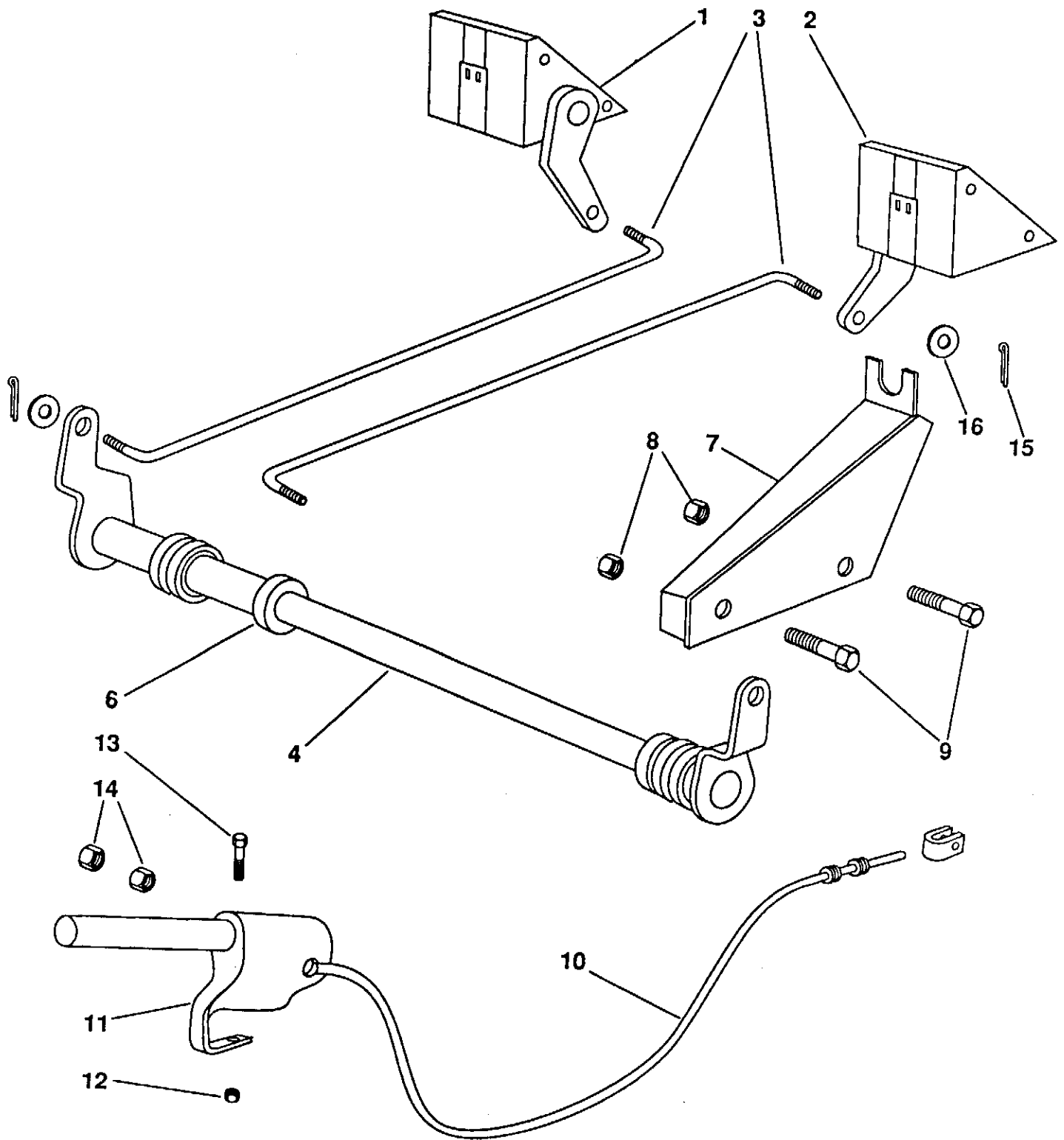
# FRONT BRAKE CALIPER COMPONENTS



### FRONT BRAKE CALIPER COMPONENTS

REF.	PART NO.	DESCRIPTION	QTY.
1	0763	Bolt, Bridge - F. Brake	4
2	0764	Screw, Bleeder	2
3	0765	Piston, Front Caliper	2
4	0766	Pin, Pad - Front Brake	4
<hr/>			
5	0767	Sleeve, Main - F. Caliper	2
6	0768	Sleeve, Sub - F. Caliper	2
7	0761	Caliper R.H.	RP
8	0762	Caliper L.H.	RP
<hr/>			

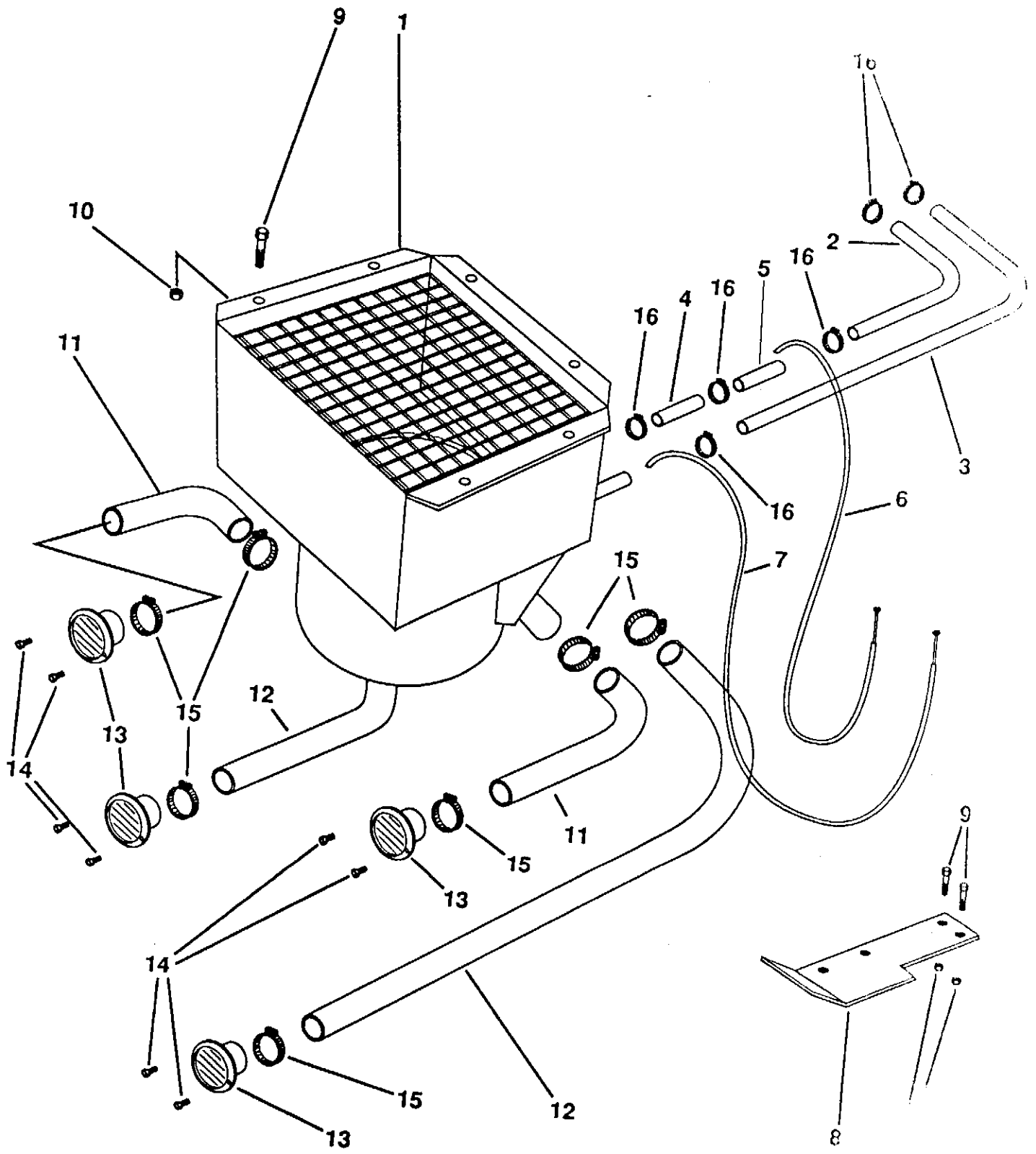
# BRAKES - EMERGENCY



**BRAKES - EMERGENCY**

REF.	PART NO.	DESCRIPTION	QTY.
1	1595	Brake - Right Emergency	1
2	1601	Brake - Left Emergency	1
3	1594	Rod - Brake	2
4	1515	Tube - Brake	1
6	1592	Bushing	2
7	1327	Mount	1
8	0815	Nut	2
9	1031	Bolt	2
10	1509	Cable - Emergency	1
11	0940	Actuator - Emergency	1
12	1036	Nut	2
13	0297	Bolt	2
14	1710	Nut	2
15	1699	Pin - Cotter	4
16	1689	Washer	4

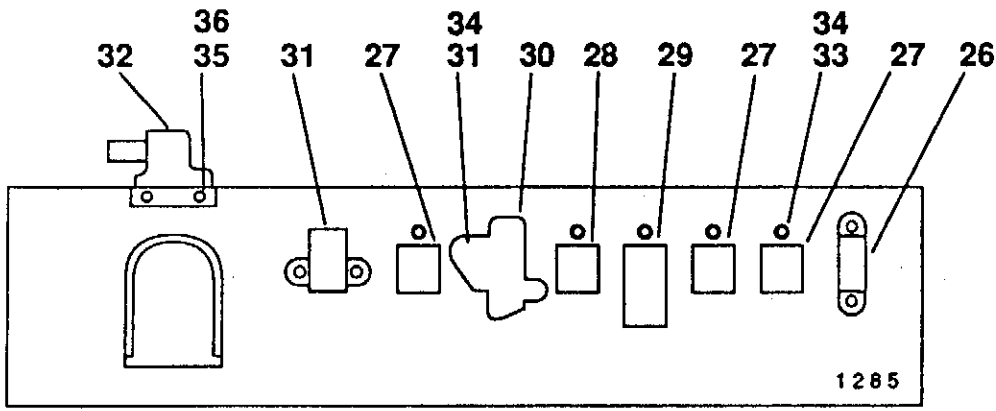
# HEATER



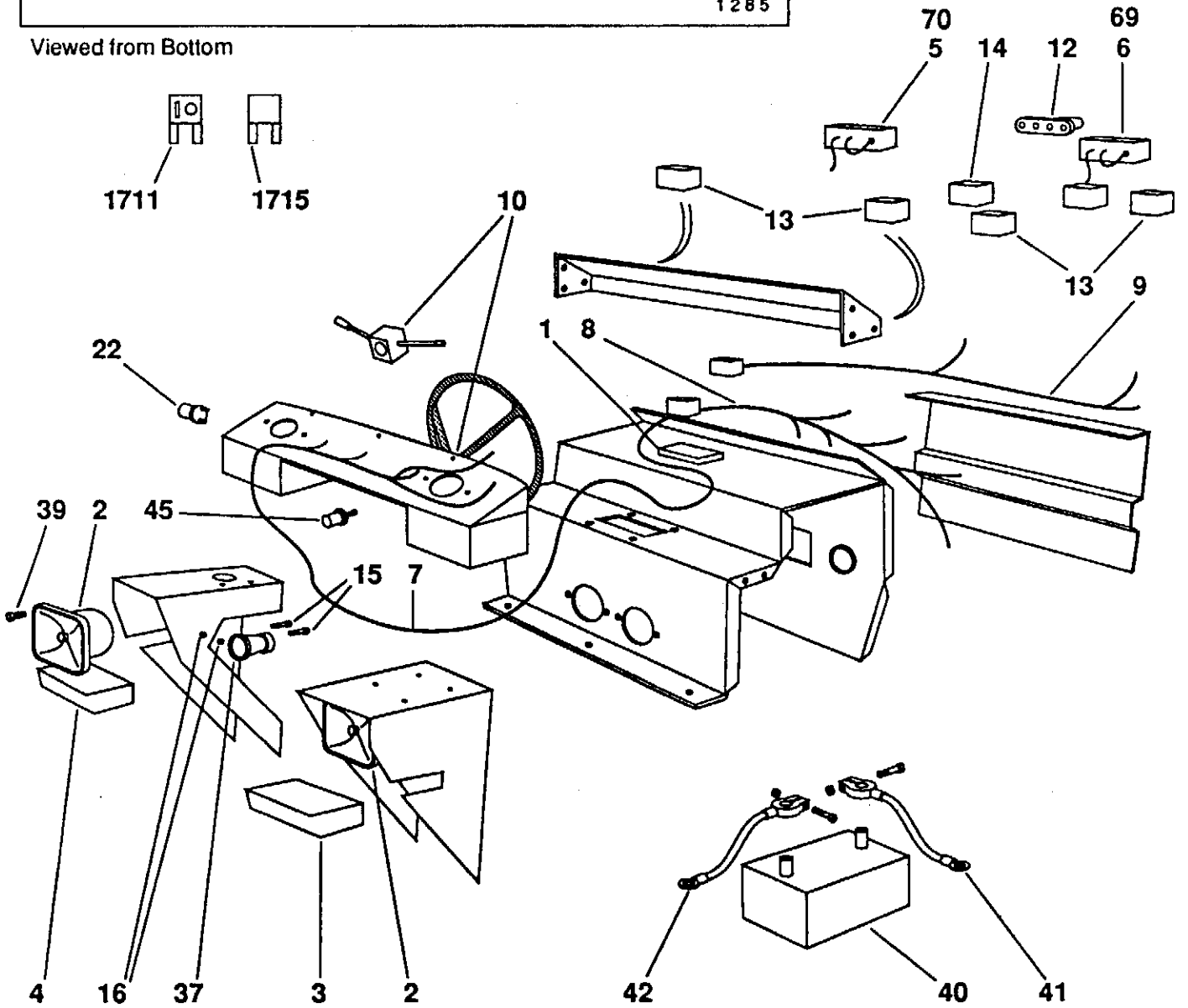
### HEATER

REF.	PART NO.	DESCRIPTION	QTY.
1	0015	Heater Assembly	1
2	0718	Hose (Coolant - from Engine)	1
3	0718	Hose (Coolant to Engine)	1
4	0718	Hose (Short)	1
5	1650	Valve Water	1
6	1548	Cable - Heater	2
7	1548	Cable - Heater	2
8	1287	Plate - Control Mt	1
9	1035	Bolt	8
10	1036	Nut	8
11	0008	Hose - Air Vent Short	2
12	0008	Hose - Air Vent Long	2
13	0009	Vent - Direction Air	4
14	0800	Screw	8
15	0216	Clamp - Vent	8
16	0215	Clamp - Hose	6

# ELECTRICAL ASSEMBLY



Viewed from Bottom

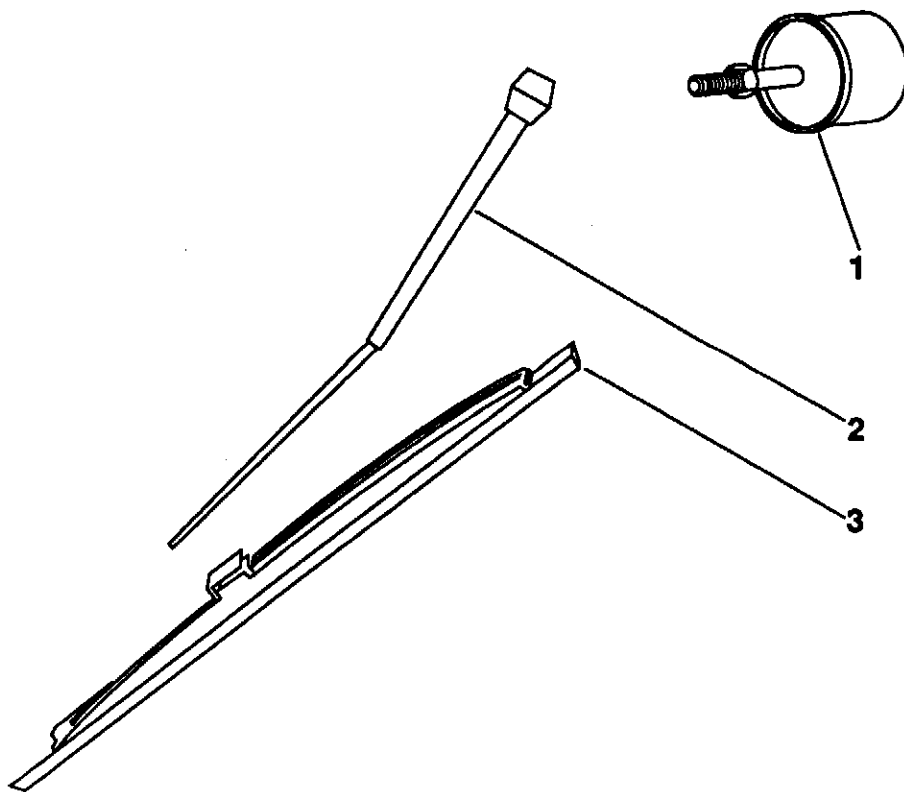
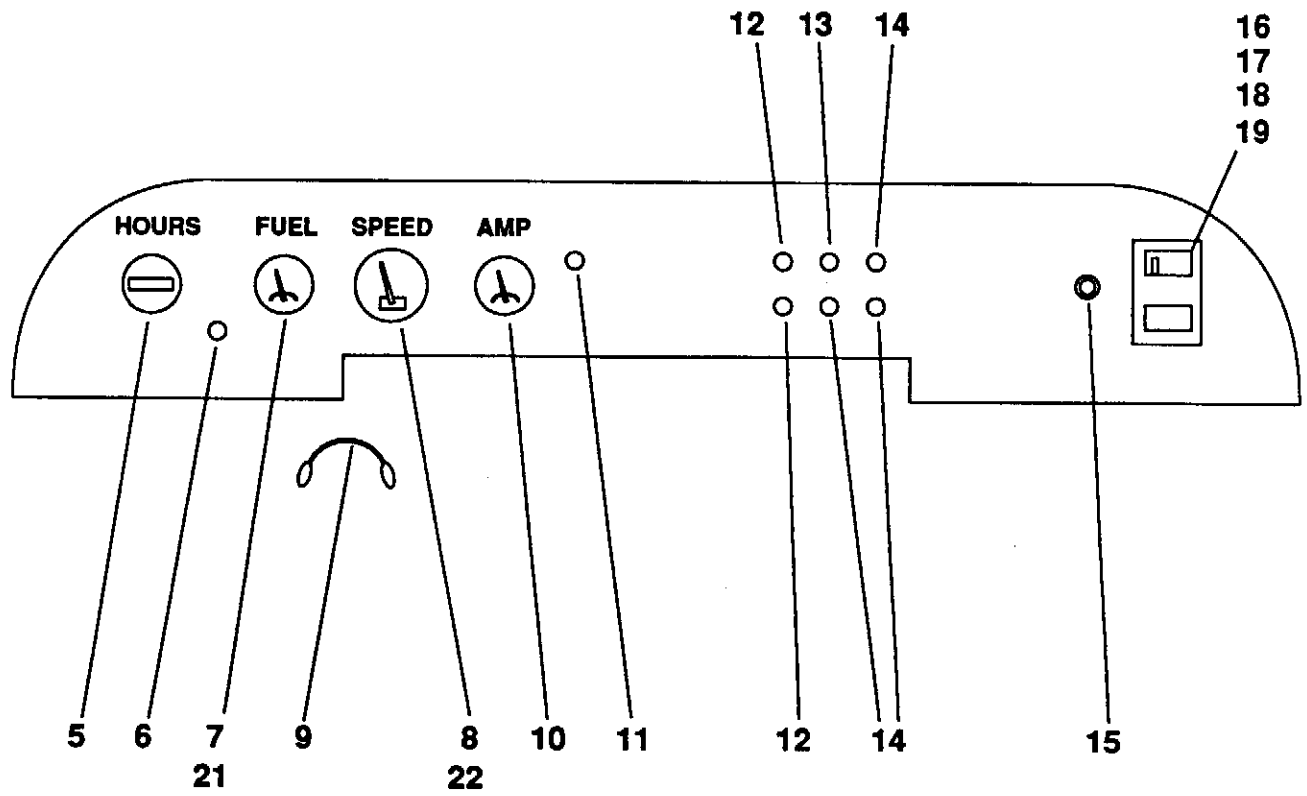


**ELECTRICAL ASSEMBLY**

REF.	PART NO.	DESCRIPTION	QTY.
1	0727	CPU (Central Process Unit)	1
2	0073	Head Lights	2
3	0071	Front - Light Left	1
4	0072	Light Right - Front Signal	1
5	0070	Light - Rear Signal Left	1
6	0069	Light - Rear Signal Right	1
7	0733	Harness Main	1
8	0856	Harness - Engine	1
9	0857	Harness - Rear	1
10	0991	Switch - Combo	1
11	0066	Button - Horn	1
12	0076	Light License	1
13	1029	Red Tail Light	4
14	0074	Clear License Light	2
15	0297	Bolt	6
16	1036	Nut	6
17	0515	Splice Butt	8
18	0220	Male Hooded 0.25	8
19	0219	Female 0.25 Hooded	8
20	1900	Tywrap (4.00 in)	8
21	1902	Tywrap (8.00 in)	8
22	0077	Flasher	1
23	1715	Fuse 15A	10
24	1711	Fuse 10A	1
25	1285	Panel (Electrical)	REF
26	1712	Fuse Auto Reset (50A)	1
27	1713	Relay (N.Open)	3
28	0724	Relay (N.Closed/Open)	1
29	1015	Igniter	1
30	0723	Switch - Roll Over	1
31	0312	Valve - 3 Way	REF
32	0390	Coil	1
33	0801	Screw	8
34	1777	Nut	10
35	1778	Screw	2
36	1496	Nut	2
37	0010	Horn	1
38	1742	Screw	2
39	1463	Bolt - SF	8
40	0061	Battery	1
41	1409	Ground Cable	1
42	1410	Power Cable	1
43	1701	Diode - Dash	1
44	1749	Diode - Alternator	1
45	1021	Switch Brake Light	



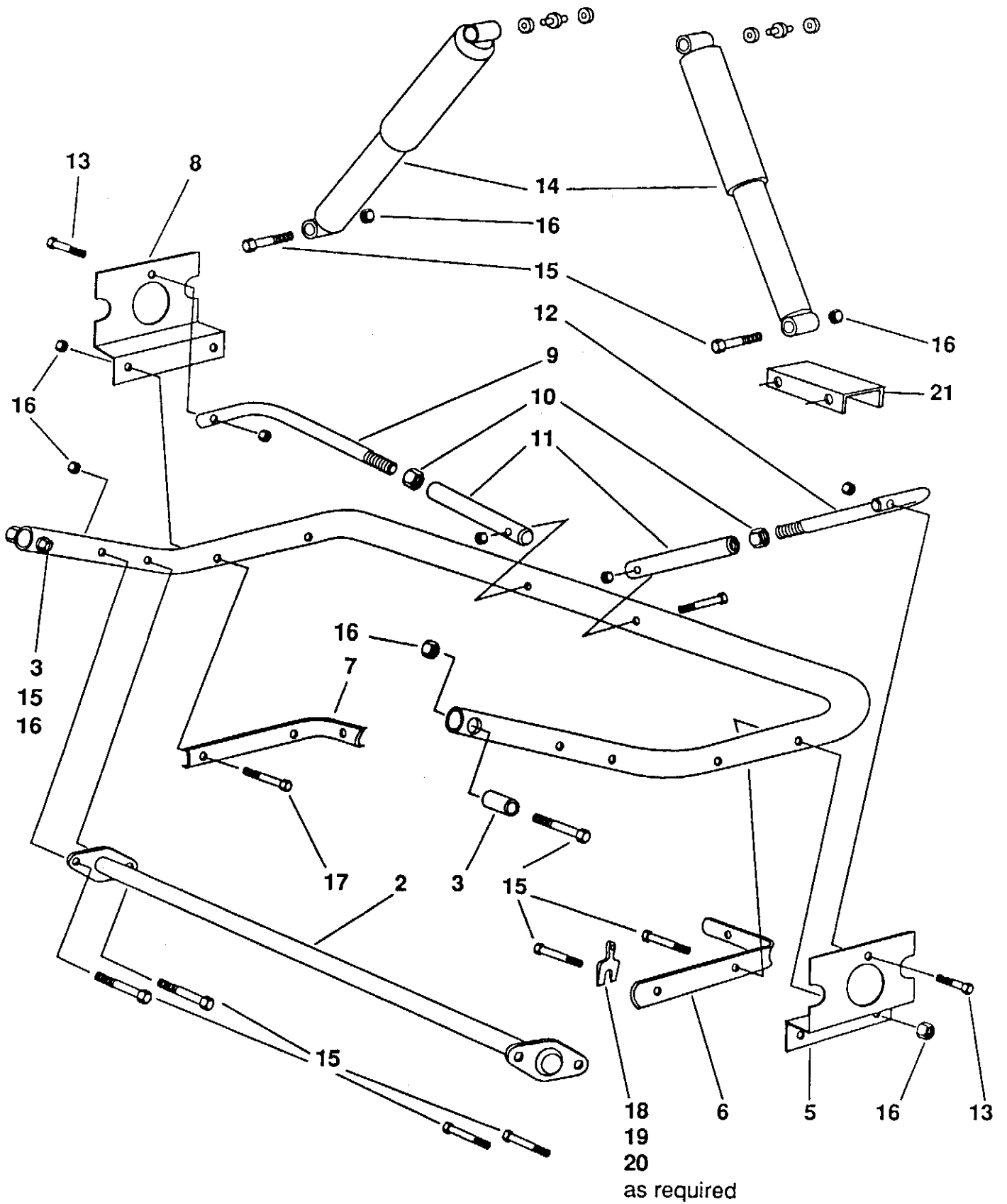
DASH GAUGES/SWITCHES W. MOTOR & ARM



**DASH GAUGES/SWITCHES W. MOTOR & ARM**

REF.	PART NO.	DESCRIPTION	QTY.
1	0206	Wiper Motor	1
2	0773	Arm	1
3	0774	Blade	1
4	1051	Decal (Dash)	
5	0011	Hour Meter	REF
6	0023	Switch, Heater	1
7	0005	Fuel Gauge	1
8	0002	Speedometer	1
9	1701	Assembly - Surge Supress	1
10	0007	Amp. Gauge	1
11	1024	Light - green	2
12	0862	Switch, Panel	1
13	1025	Light, Blue	1
14	1026	Light - Red	3
15	0863	Switch, Ignition (w. Keys)	1
16	0013	Switch (Rot Lamp)	1
17	0206	Bezel Switch	1
18	1006	Indicator Green	1
19	1027, 1028	Bulb (Repairs)	
20	1233	Panel, Dash	REF
21	0006	Sender - Fuel	REF
22	0004	Sender - Speed	REF

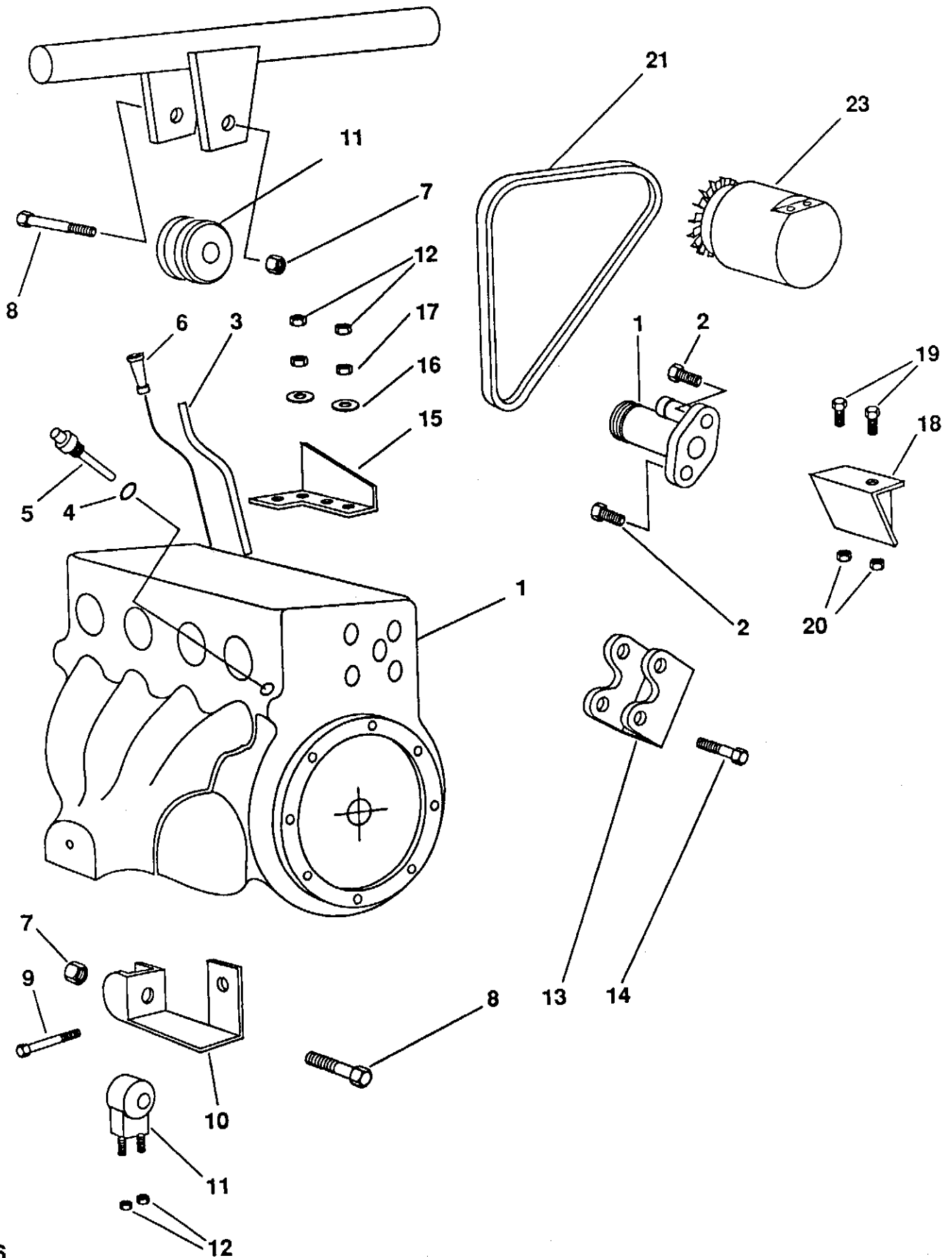
# REAR SUSPENSION



**REAR SUSPENSION**

REF.	PART NO.	DESCRIPTION	QTY.
1	8003	Yoke-Suspension	1
2	1308	Torque Tube	1
3	0708	Bushing - Rubber	2
4	1327	Brace - Bracket	REF
5	8009	Plate - L.H. Wheel	1
6	1318	Mount - L.H. Shock	1
7	1319	Mount - R.H. Shock	1
8	8008	Plate - R.H. Wheel	1
9	1310	Brake - R.H. Diag.	1
10	1038	Nut	2
11	1314	End - Brace	2
12	1311	Brace - L.H. Diag.	1
13	1427	Bolt	2
14	1001	Shock - Air	1 (Set/Mach)
15	1031	Bolt	10
16	0815	Nut	14
17	1446	Bolt	REF
18	1762	Shim (1/32)	A/R
19	1766	Shim (1/16)	A/R
20	1768	Shim (1/8)	A/R

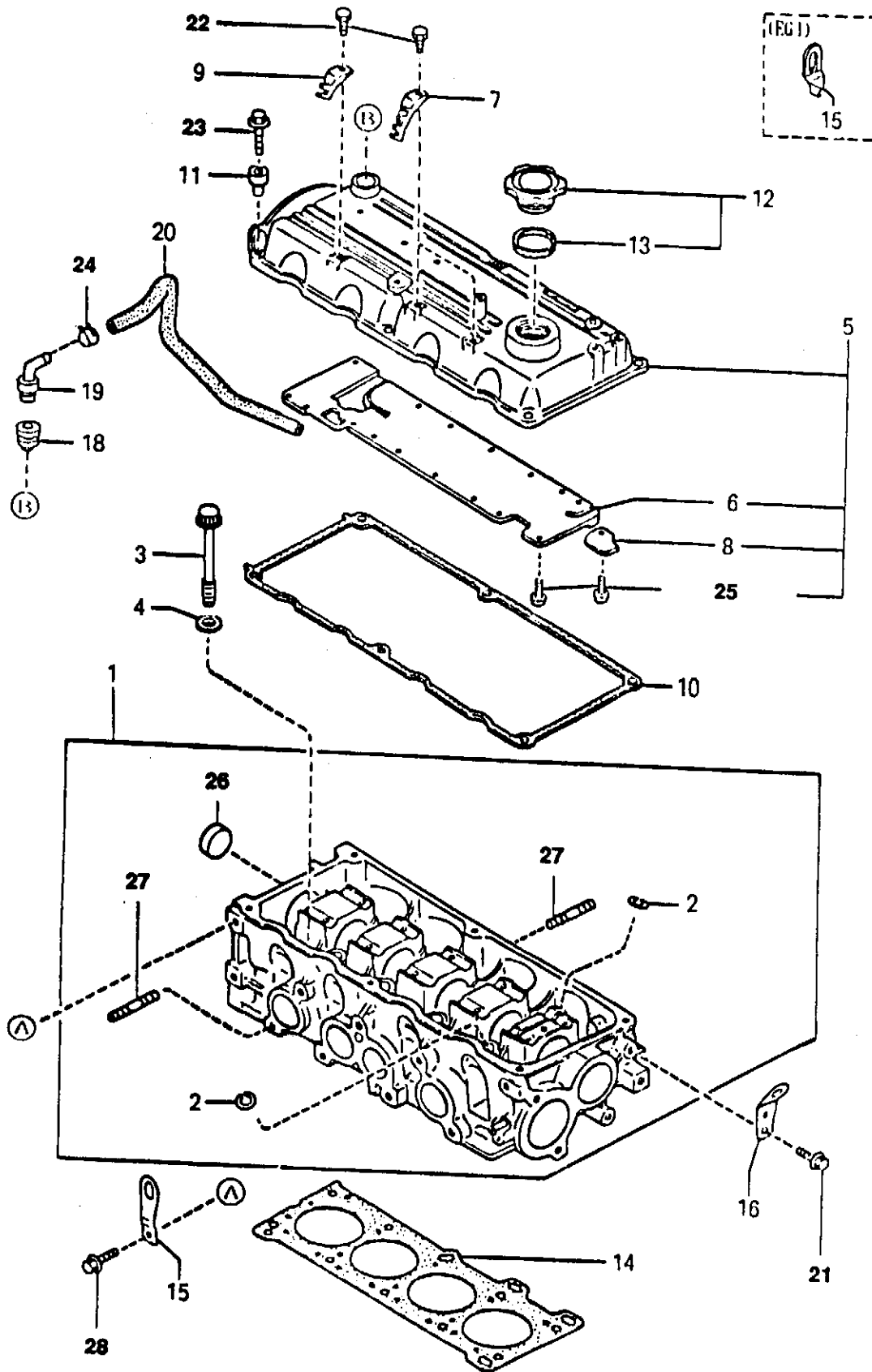
# ENGINE ATTACHMENTS



### ENGINE ATTACHMENTS

REF.	PART NO.	DESCRIPTION	QTY.
1	0436	Starter	1
2	0411	Bolt	2
3	1673	Tube	
4	1918	Ring, O	
5	1734	Sender	1
6	1674	Gauge	
7	0901	Nut	2
8	0902	Bolt	2
9	0898	Bolt	4
10	1919	Bracket	1
11	0908	Mount - Rubber #2	2
12	0900	Nut	4
13	0907	Mount - Rubber #1	1
14	0897	Bolt	2
15	1213	Bracket - Motor	1
16	0905	Washer	3
17	0906	Nut	3
18	1230	Mount - Rear	1
19	1743	Bolt	2
20	1719	Nut	2
21	0401	Belt, Fan	(RP)
22	1013	Engine	1
23	0422	Alternator	(RP)

# CYLINDER HEAD & COVER

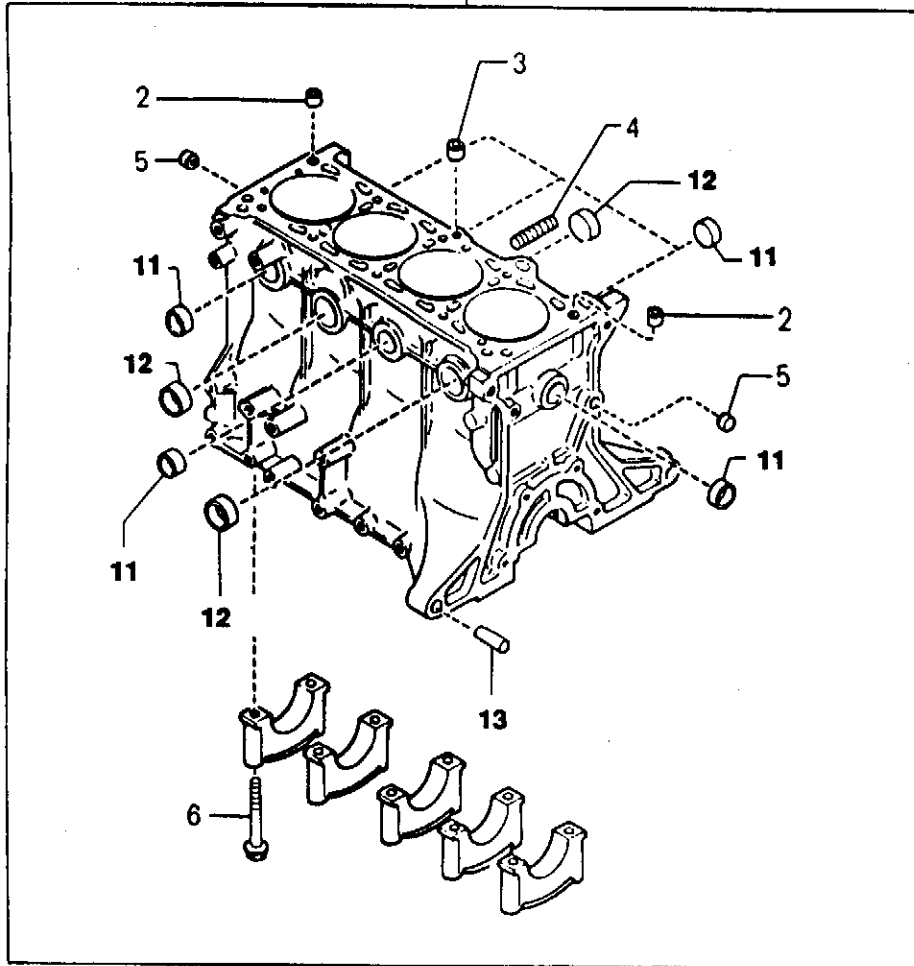
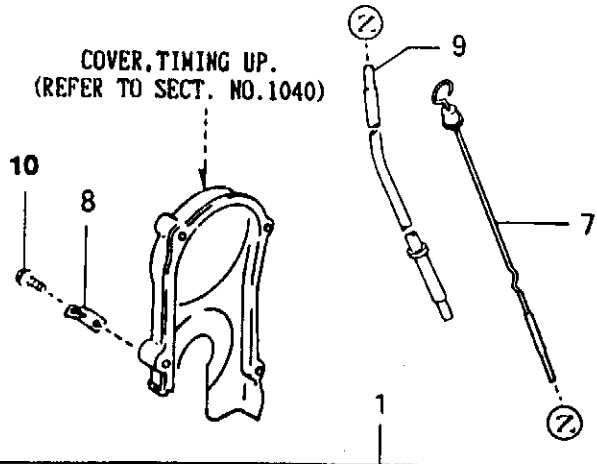


### CYLINDER HEAD & COVER

REF.	PART NO.	DESCRIPTION	QTY.
1	0080	Head, Cylinder	1
2	0081	Clip, Valve Guide	8
3	0082	Bolt, Cylinder Head	10
4	0083	Washer, Head Bolt	10
5	0084	Cover, Cylinder Head	1
6	0085	Plate "A", Oil Baffle	1
7	0086	Protector, H.T. Code, Ignition 3 Wire Clip	2
8	0087	Plate, "B", Oil Baffle	1
9	0088	Protector, H.T Code, Ignition 2 Wire Clip	1
10	0089	Gasket, Head Cover	1
11	0090	Washer, Sealing	6
12	0091	Cap, Oil Filler	1
13	0092	Gasket, Oil Cap	1
14	0093	Gasket, Cylinder Head	1
15	0094	Hanger, Engine - FRNOT	1
16	0095	Hanger, Engine - Rear	1
18	0096	Rubber, Seal	1
19	0097	Valve, P.C.V.	1
20	0098	Hose, P.C.V.	1
21	0105	Screw	1
22	0099	Screw	2
23	1405	Capscrew	6
24	0101	Clip	2
25	0100	Screw	2
26	0102	Cap	1
27	0103	Stud	8
28	0104	Bolt	1



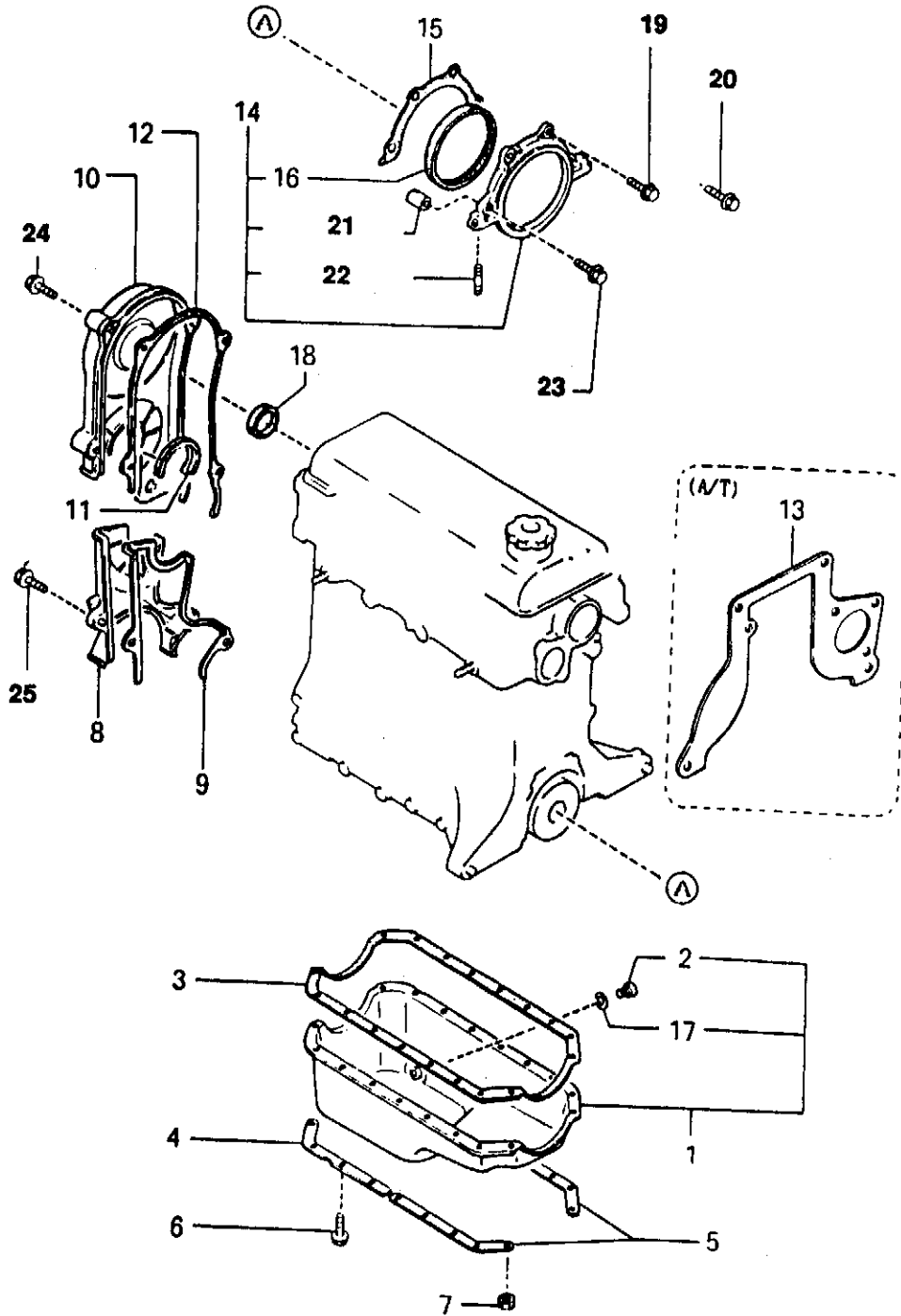
# CYLINDER BLOCK



**CYLINDER BLOCK**

REF.	PART NO.	DESCRIPTION	QTY.
1	0106	Block, Cylinder	1
2	0107	Pin, Tubular	2
3	0108	Plug, Oil Control	1
4	0109	Tube, Oil Filter	1
5	0110	Plug, Blind	2
6	0111	Bolt, C/Shaft Cap	10
7	0112	Gauge, Oil Level	1
8	0113	Stay, Oil Level Gauge	1
9	0114	Pipe, Oil Gauge	1
10	0118	Bolt	4
11	0102	Cap	5
12	0116	Cap	3
13	0117	Pin	1

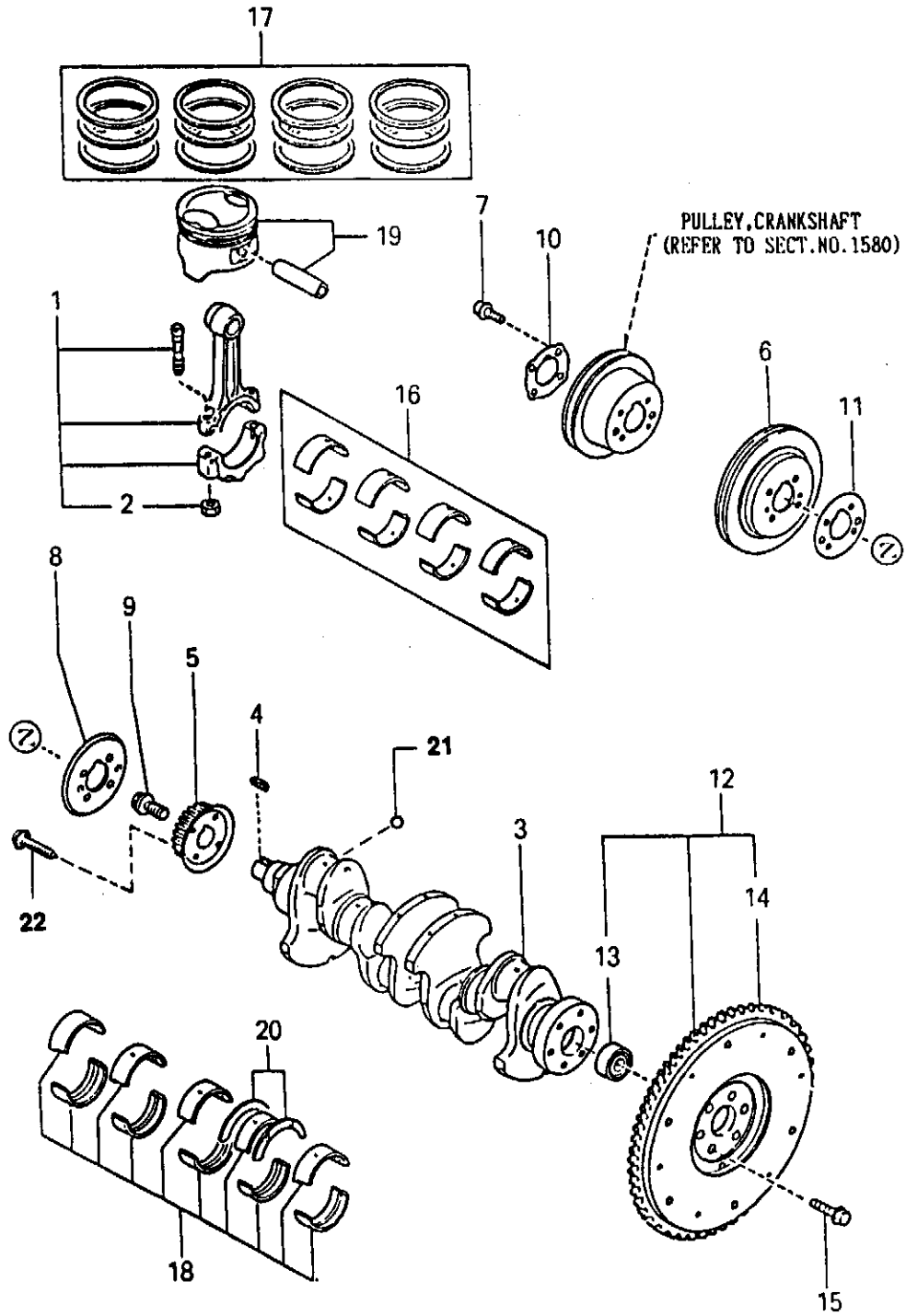
# OIL PAN & TIMING BELT COVER



**OIL PAN & TIMING BELT COVER**

REF.	PART NO.	DESCRIPTION	QTY.
1	0119	Pan, Oil	1
2	0120	Plug, Drain	1
3	0121	Gasket, Oil Pan	1
4	0112	Stiffener, Front	2
5	0123	Stiffener, Rear	2
6	0124	Bolt, Oil Pan	16
7	0125	Nut, Oil Pan	2
8	0126	Cover, Timing Belt - Low	1
9	0127	Gasket, Belt Cover - Low	1
10	0128	Cover, Timing Belt - Up	1
11	0129	Gasket	1
12	0130	Gasket, Belt Cover - Up	1
14	0131	Cover, Rear	3
15	0132	Gasket, Rear Cover	1
16	0133	Seal, Oil	1
17	0134	Gasket	1
18	0135	Seal, Oil	3
19	0136	Bolt	1
20	0140	Bolt	1
21	0137	Pin	1
22	0138	Stud	1
23	0139	Bolt	1
24	0141	Bolt	1
25	0142	Bolt	1

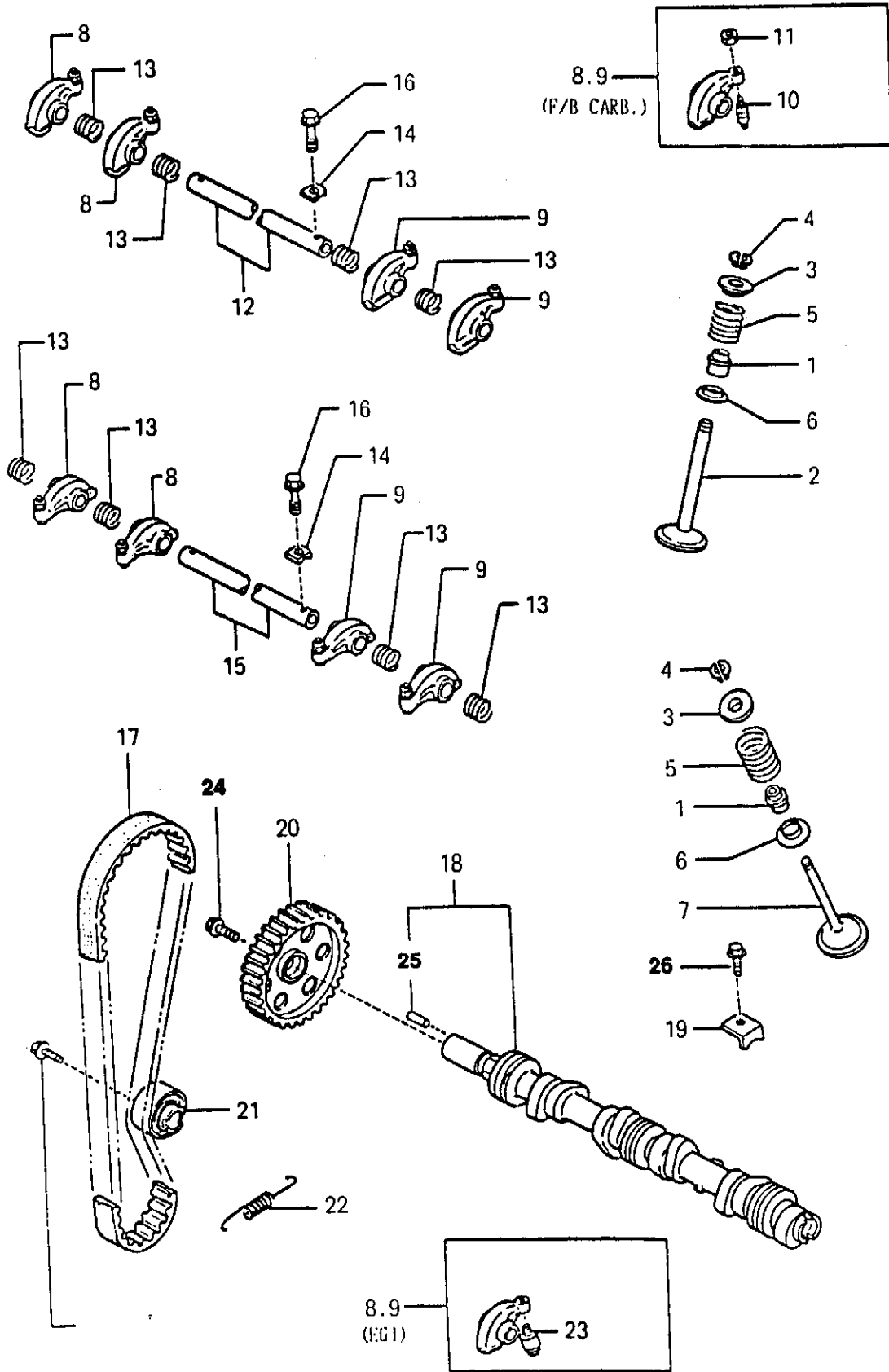
# PISTON, CRANKSHAFT & FLYWHEEL



**PISTON, CRANKSHAFT & FLYWHEEL**

REF.	PART NO.	DESCRIPTION	QTY.
1	0143	Rod, Connecting	4
2	0144	Nut, Connecting Rod	8
3	0145	Crankshaft	1
	0146	Selective Use	1
4	0147	Key, Woodruff - Pulley	1
5	0148	Pulley, Timing Belt	1
6	0149	Pulley, Crankshaft	1
7	0150	Bolt, Pulley	4
8	0151	Plate, T. Belt Guide	1
9	0152	Bolt, Lock	1
10	0153	Plate, C. Shaft Pulley	1
11	0154	Plate (Out.), T. Belt	1
16	0155	Metal Set, Conn. Rod STD	1
	0156	Metal Set, Conn. Rod O.S. 0.50	1
	0157	Metal Set, Conn. Rod O.S. 0.75	1
	0158	Metal Set, Conn. Rod O.S. 0.25	1
17	0159	Ring Set, Piston STD	1
	0160	Ring Set, Piston O.S. 0.50	1
	0161	Ring Set, Piston O.S. 0.75	1
	0162	Ring Set, Piston O.S. 1.00	1
	0163	Ring Set, Piston O.S. 0.25	1
18	0164	Metal Set, Main Bearing STD	1
	0165	Metal Set, Main Bearing 0.50	1
	0166	Metal Set, Main Bearing 0.75	1
	0167	Metal Set, Main Bearing 0.25	1
19	0168	Piston Set STD	4
	0169	Piston Set O.S. 0.50	4
	0170	Piston Set O.S. 0.75	4
	0171	Piston Set O.S. 1.00	4
	0172	Piston Set O.S. 0.25	4
20	0173	Metal Set, Thrust STD	1
	0174	Metal Set, Thrust O.S. 0.50	1
	0175	Metal Set, Thrust O.S. 0.75	1
	0176	Metal Set, Thrust O.S. 0.25	1
21	0562	Washer	1
22	1404	Bolt	4

# VALVE SYSTEM

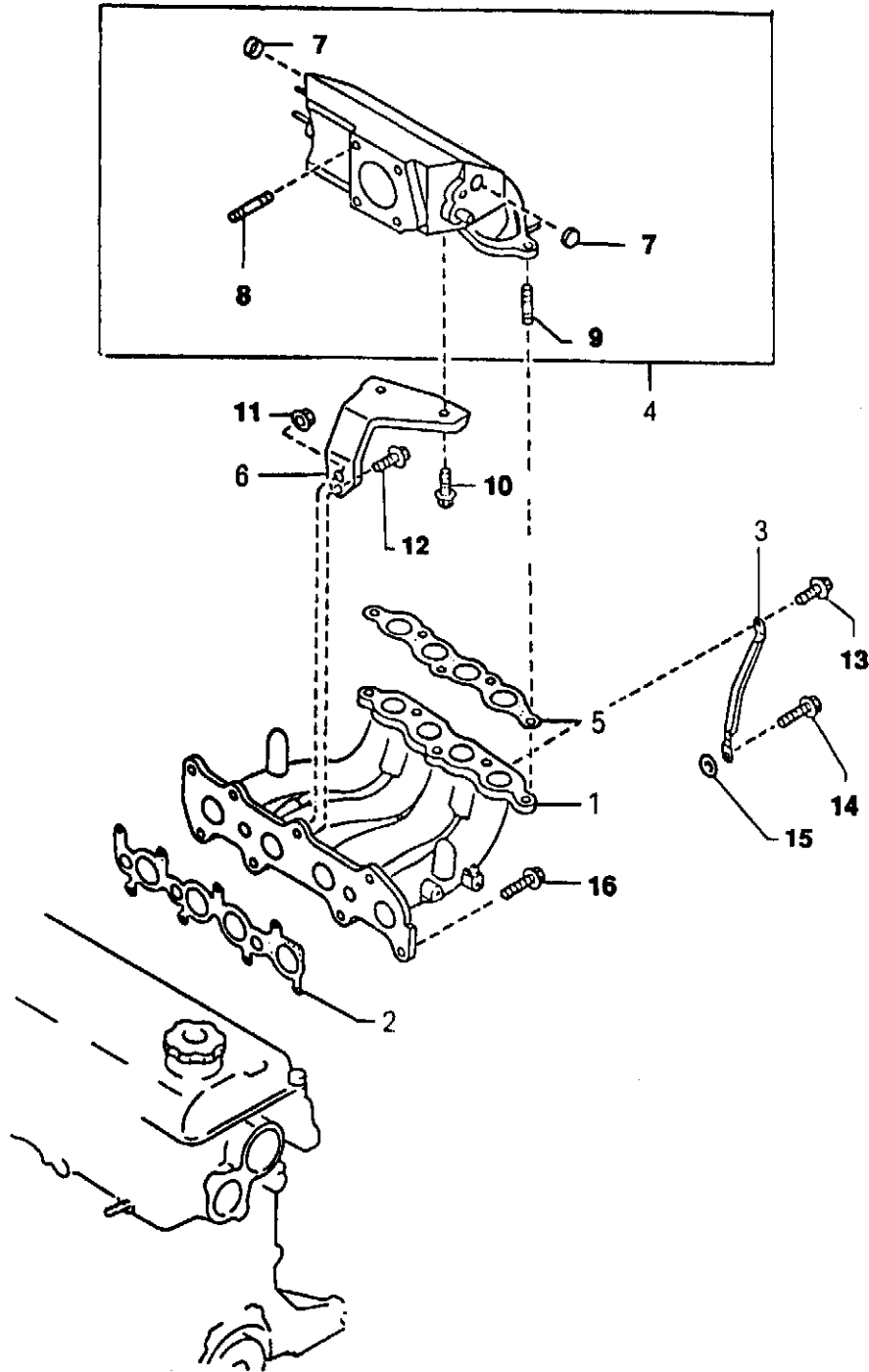


**VALVE SYSTEM**

REF.	PART NO.	DESCRIPTION	QTY.
1	0177	Seal, Valve	8
2	0178	Valve, Intake	4
3	0179	Seat, Valve Spring - Up	8
4	0180	Cotter, Valve - Intake	16
5	0181	Spring, Valve	8
6	0182	Seat, Valve Spring - Low	8
7	0183	Valve, Exhaust	4
8	0184	Arm, Rocker - 1 & 2	4
9	0185	Arm, Rocker - 3 & 4	4
11	0186	Nut, Adjust	8
12	0187	Shaft, Rocker Arm - Int.	1
13	0188	Spring, Set	8
14	0189	Cap, Rocker Arm Shaft	10
15	0190	Shaft, Rocker Arm - Ex.	10
16	0191	Bolt	10
17	0192	Belt, Timing	1
	0193	Selective Use	1
18	0194	Camshaft	1
19	0195	Plate, Thrust	1
20	0196	Pulley, Camshaft	1
	0197	Selective Use	1
21	0198	Tensioner, T. Belt	1
22	0199	Spring, Tensioner	1
23	0200	Adjuster, Hydraulic	4
	0201	Selective Use	4
24	0202	Bolt	1
25	0203	Pin	1
26	0204	Capscrew	1



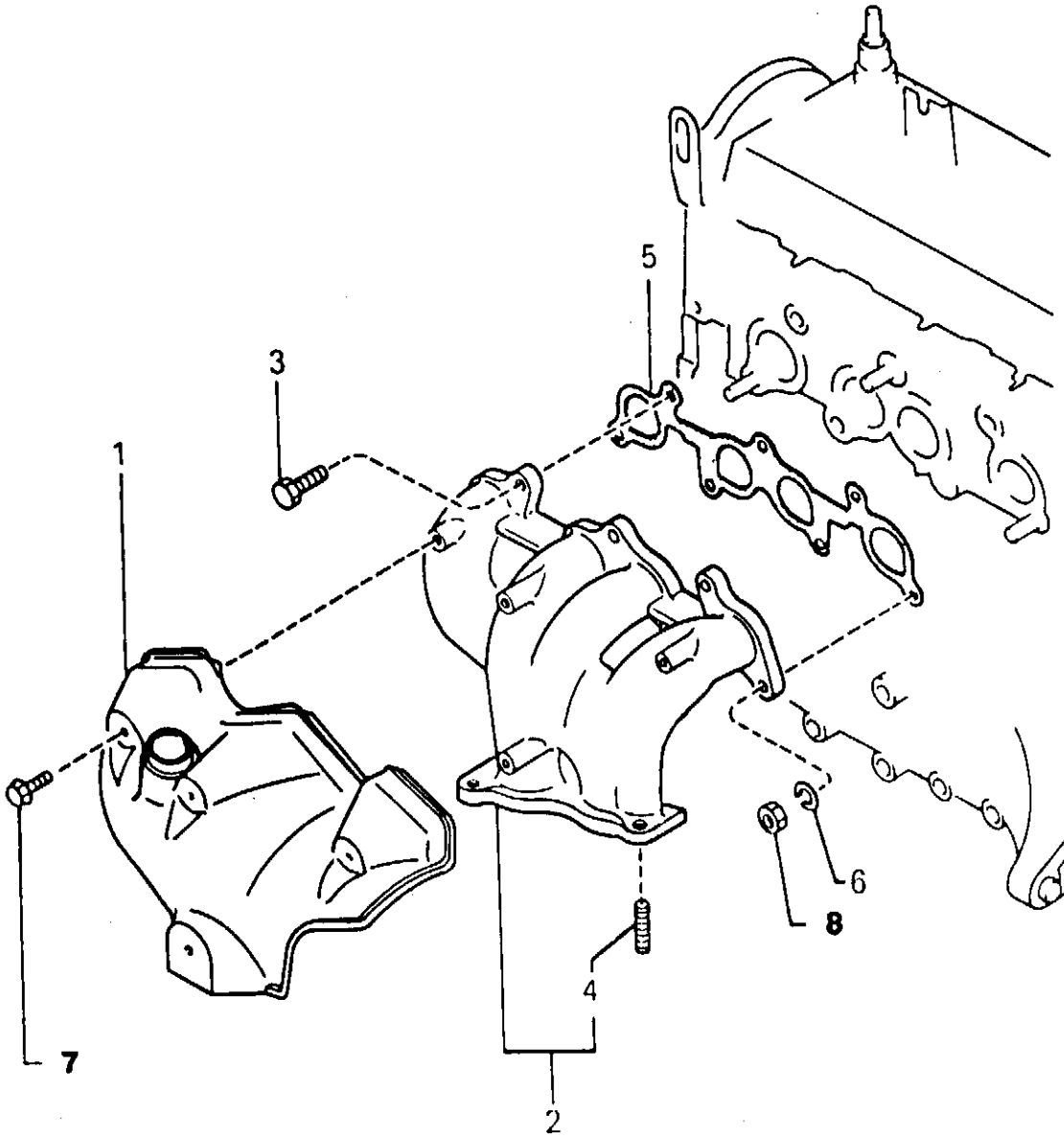
# INTAKE MANIFOLD



**INTAKE MANIFOLD**

REF.	PART NO.	DESCRIPTION	QTY.
1	0229	Manifold, Intake	1
2	0230	Gasket, Intake Manifold	1
3	0231	Stay, Manifold	1
4	0232	Tank, Surge	1
5	0233	Gasket	1
6	0234	Bracket, L.H., Surge Tank	1
7	0240	Caps	2
8	0235	Studs	4
9	0239	Studs	5
10	0241	Cap screws	2
11	0242	Nut	1
12	0243	Bolt	1
13	0104	Bolt	1
14	0237	Bolt	1
15	0238	Washer	1
16	0244	Bolt	1

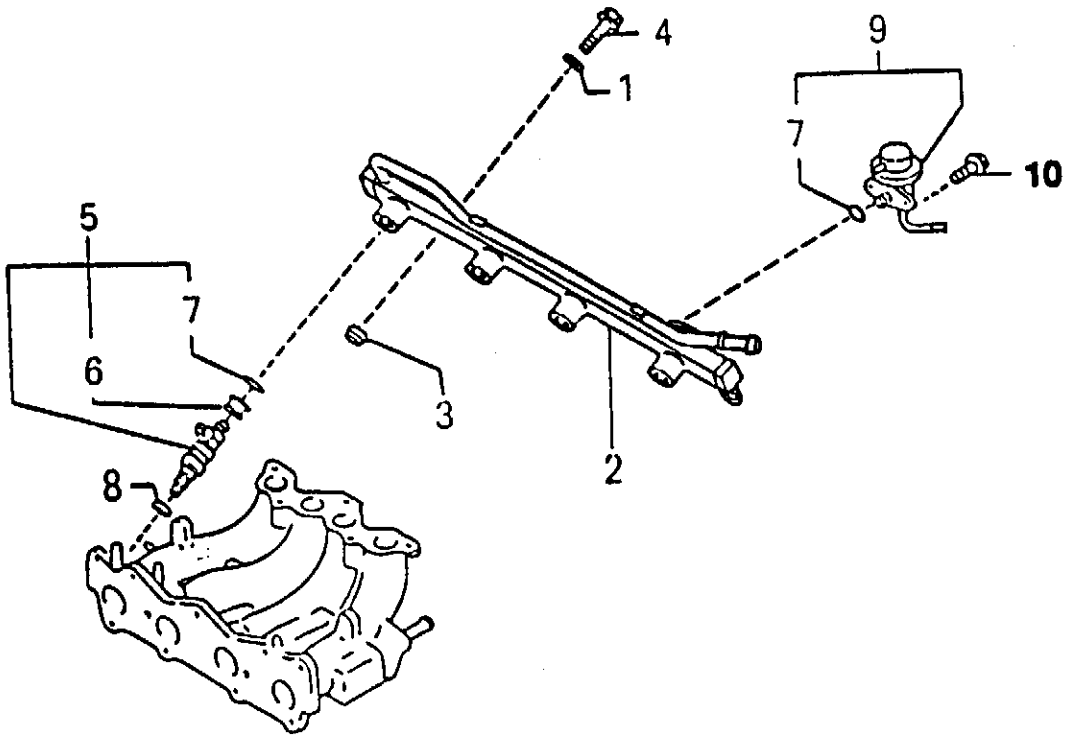
# EXHAUST MANIFOLD



### EXHAUST MANIFOLD

REF.	PART NO.	DESCRIPTION	QTY.
2	0245	Manifold, Exhaust	1
3	0246	Bolt	4
4	0247	Stud	3
5	0248	Gasket, Exhaust Manifold	
<hr/>			
6	0249	Washer, Spring	2
7	0252	Bolt	3
8	0250	Nut	2
<hr/>			

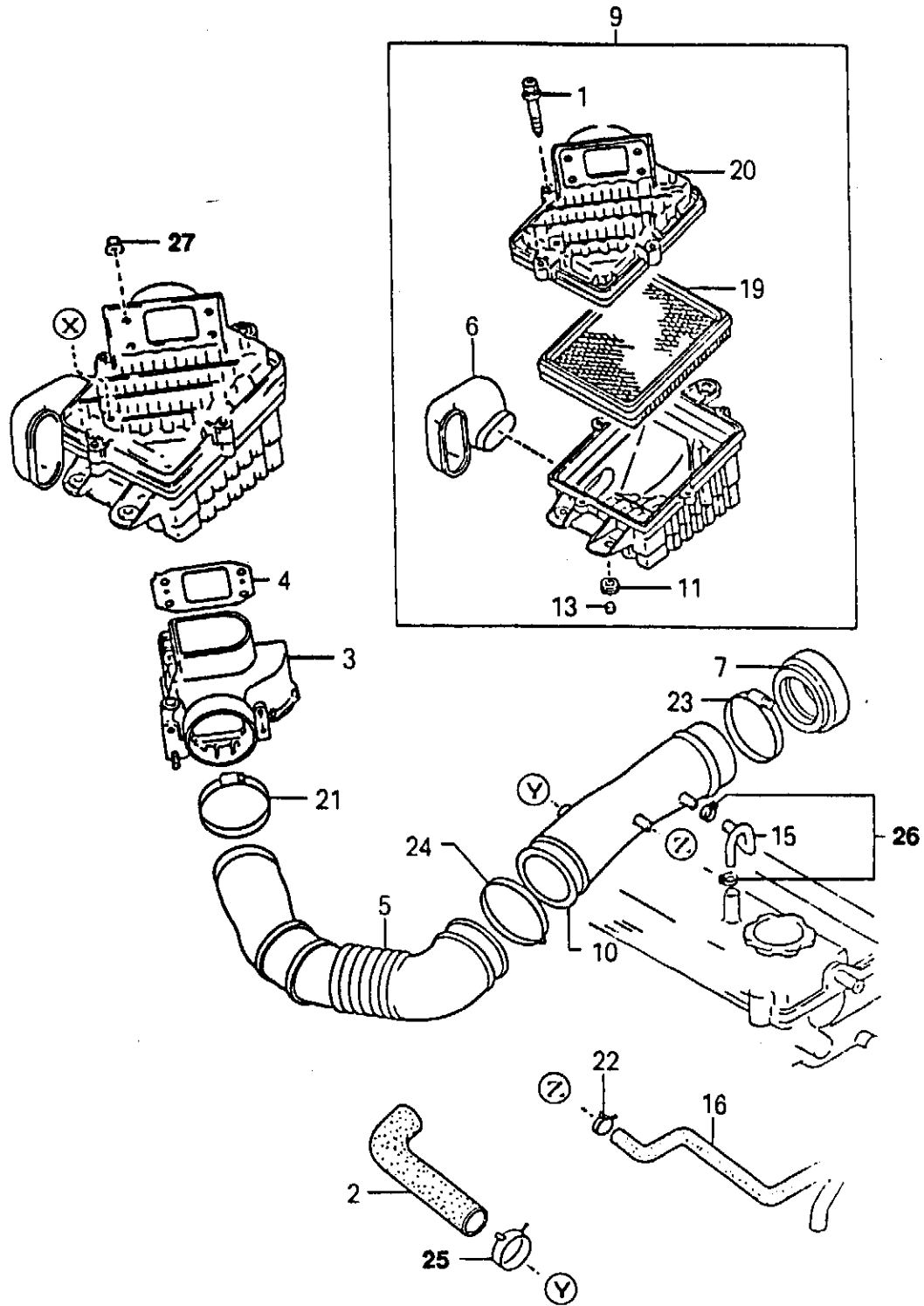
# FUEL DISTRIBUTOR



### FUEL DISTRIBUTOR

REF.	PART NO.	DESCRIPTION	QTY.
1	0288	Insulator, Fuel Distributor	2
2	0289	Distributor, Fuel	1
3	0290	Insulator, Fuel Distributor	2
4	0291	Bolt, Fuel Distributor	2
<hr/>			
5	0292	Injector, Fuel	4
6	0293	Grommet	4
7	0294	Ring, O	5
8	0295	Insulator, Injection	4
<hr/>			
9	0296	Pressure Regulator, Fuel	1
10	0204	Bolt	2
<hr/>			

# AIR CLEANER

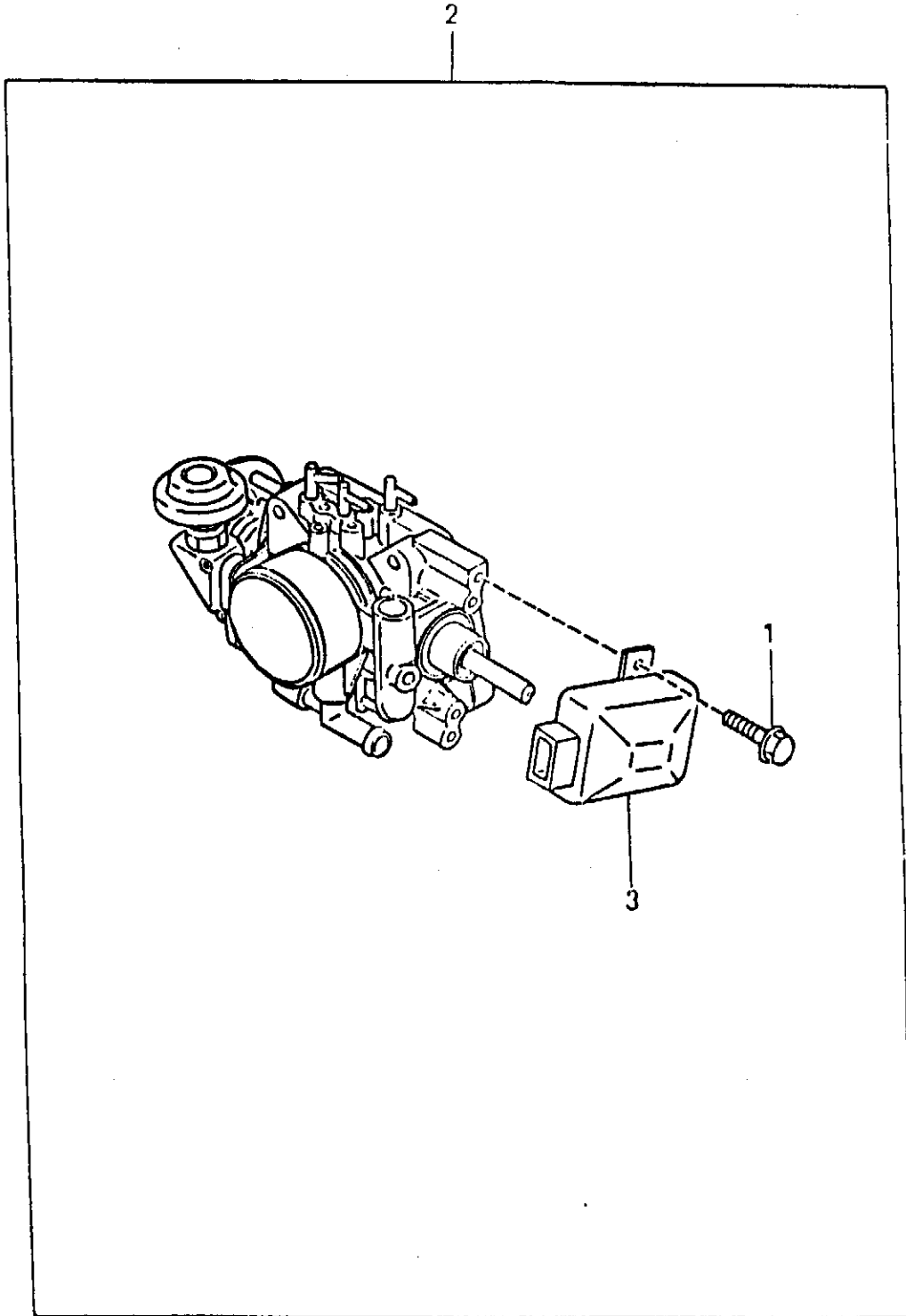


**AIR CLEANER**

REF.	PART NO.	DESCRIPTION	QTY.
1	0271	Bolt	4
2	1002	Hose, Air	1
3	0266	Meter, Air Flow	1
4	0267	Gasket	1
5	0268	Hose, Air	1
6	0269	Duct, Fresh Air	1
7	0270	Joint, Rubber	1
9	0273	Cleaner, Air	1
10	0272	Pipe, Air Intake	1
11	0274	Spacer	3
12	0275	Spacer	2
13	0276	Rubber, Mounting	3
15	0277	Hose, Ventilation	1
16	0278	Hose, Air	1
19	0280	Element Air Cleaner	1
20	0281	Cover, Air Cleaner	1
21	0282	Clamp, Hose	1
22	0283	Clip, Hose	1
23	0284	Clamp, Hose	1
24	0285	Clamp, Hose	1
	0880	Air Filter Bracket, R.H.	1
	0881	Air Filter Bracket, L.H.	1
25	1004	Clip	2
26	1003	Clip	2
27	0265	Nut	4



# THROTTLE BODY

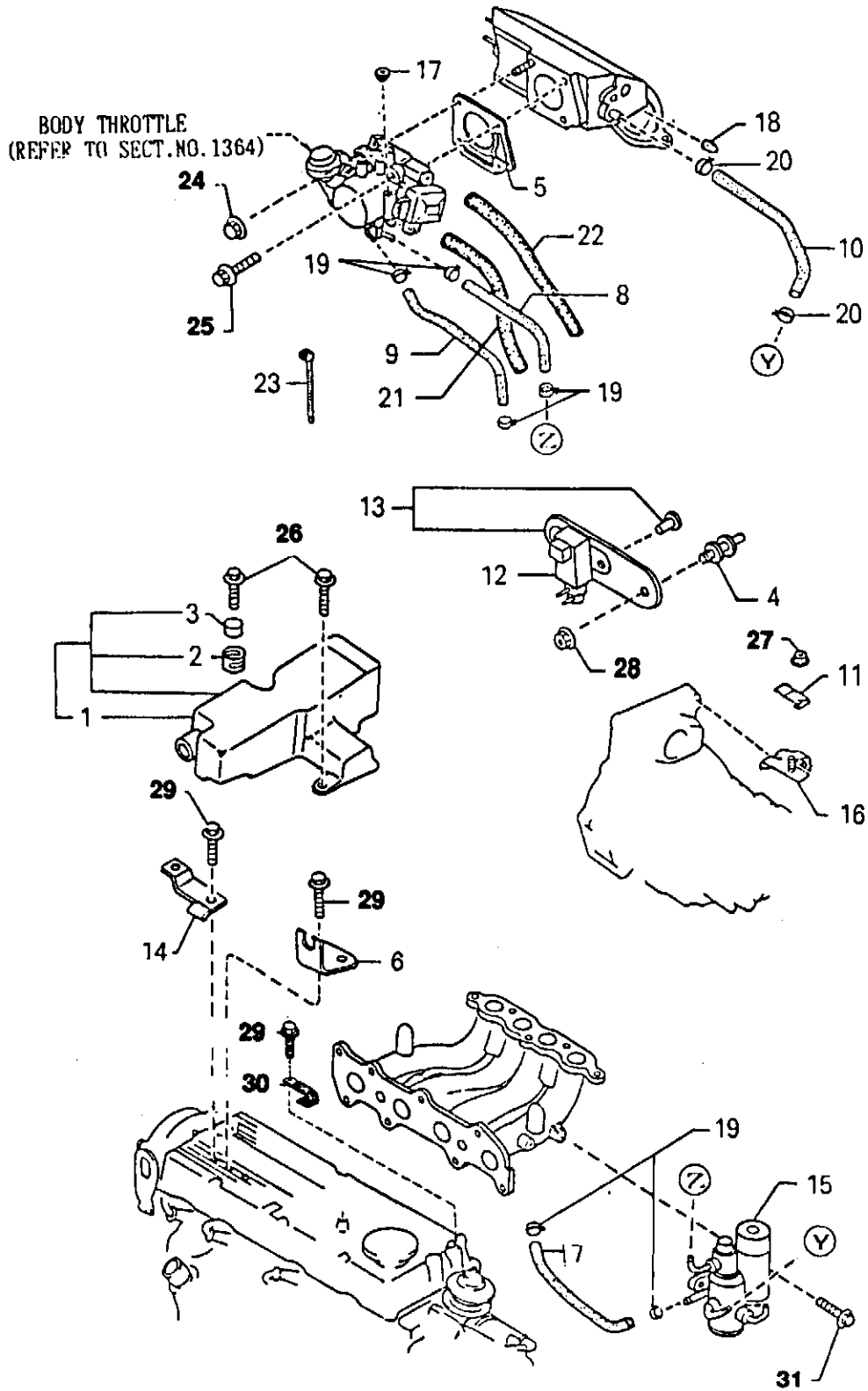


THROTTLE BODY

REF.	PART NO.	DESCRIPTION	QTY.
1	0298	Screw, Throttle Sensor	2
2	0299	Body, Throttle	1
3	0300	Sensor, Throttle	1

---

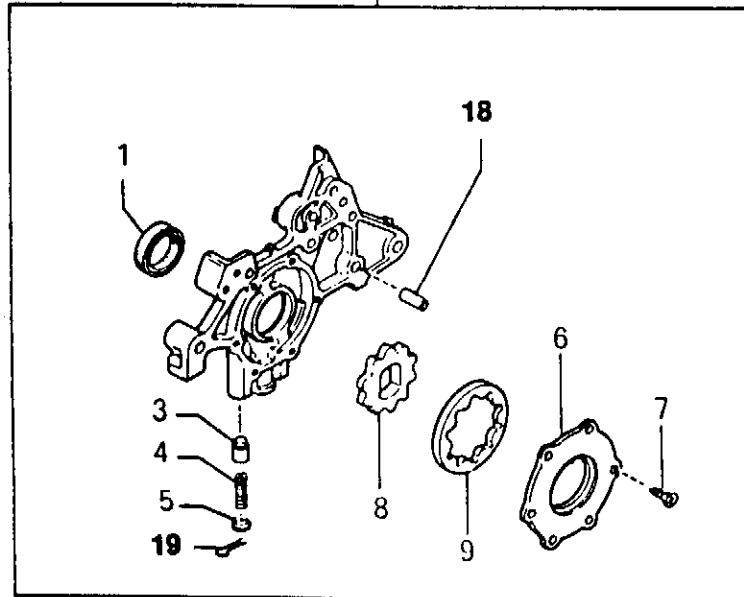
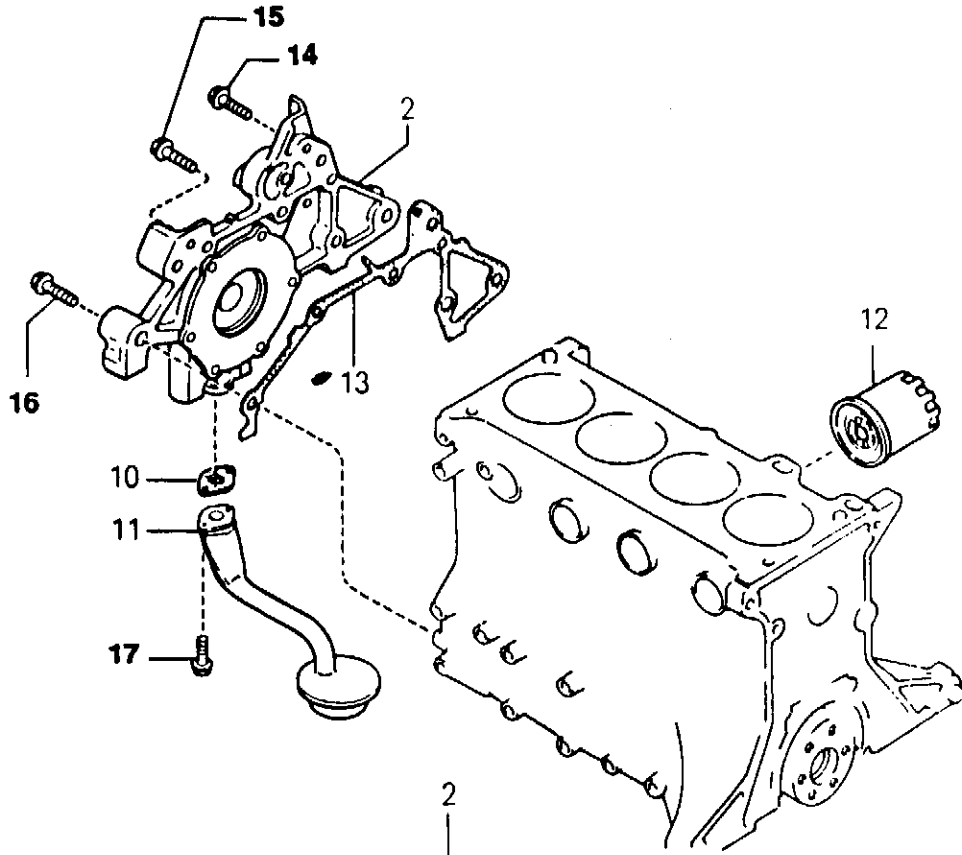
# EMISSION CONTROL SYSTEM "INLET SIDE"



**EMISSION CONTROL SYSTEM "INLET SIDE"**

REF.	PART NO.	DESCRIPTION	QTY.
1	0301	Chamber Resonance	1
2	0302	Rubber, Insulation	2
3	0303	Spacer	2
4	0304	Rubber, Mounting	2
5	0305	Gasket	1
6	0306	Bracket, Accelerator Wire	1
7	0307	Hose, Water	1
8	0308	Hose, Water	1
9	0309	Hose, Water	1
10	0310	Hose, Air - S/Tank	1
11	0311	Clip, Bypass Pipe	1
12	0312	Valve, Three Way	1
13	0313	Bracket, Solenoid Valve	1
14	0314	Bracket, Resonance Chamber	1
15	0315	Valve, Bypass Air Control	1
16	0316	Bracket, Air Pipe	1
17	0317	Cap, Blind	1
19	0318	Clamp, Water Hose	6
20	0319	Clip, Hose	1
21	0320	Hose, Air	1
22	0321	Tube, Vacuum	1
23	0322	Band	1
24	0242	Nut	2
25	0326	Bolt	2
26	0327	Bolt	2
27	0265	Nut	1
28	0323	Nut	1
29	0140	Bolt	3
30	0328	Clip (Rubber Coated)	1
31	0228	Bolt	1

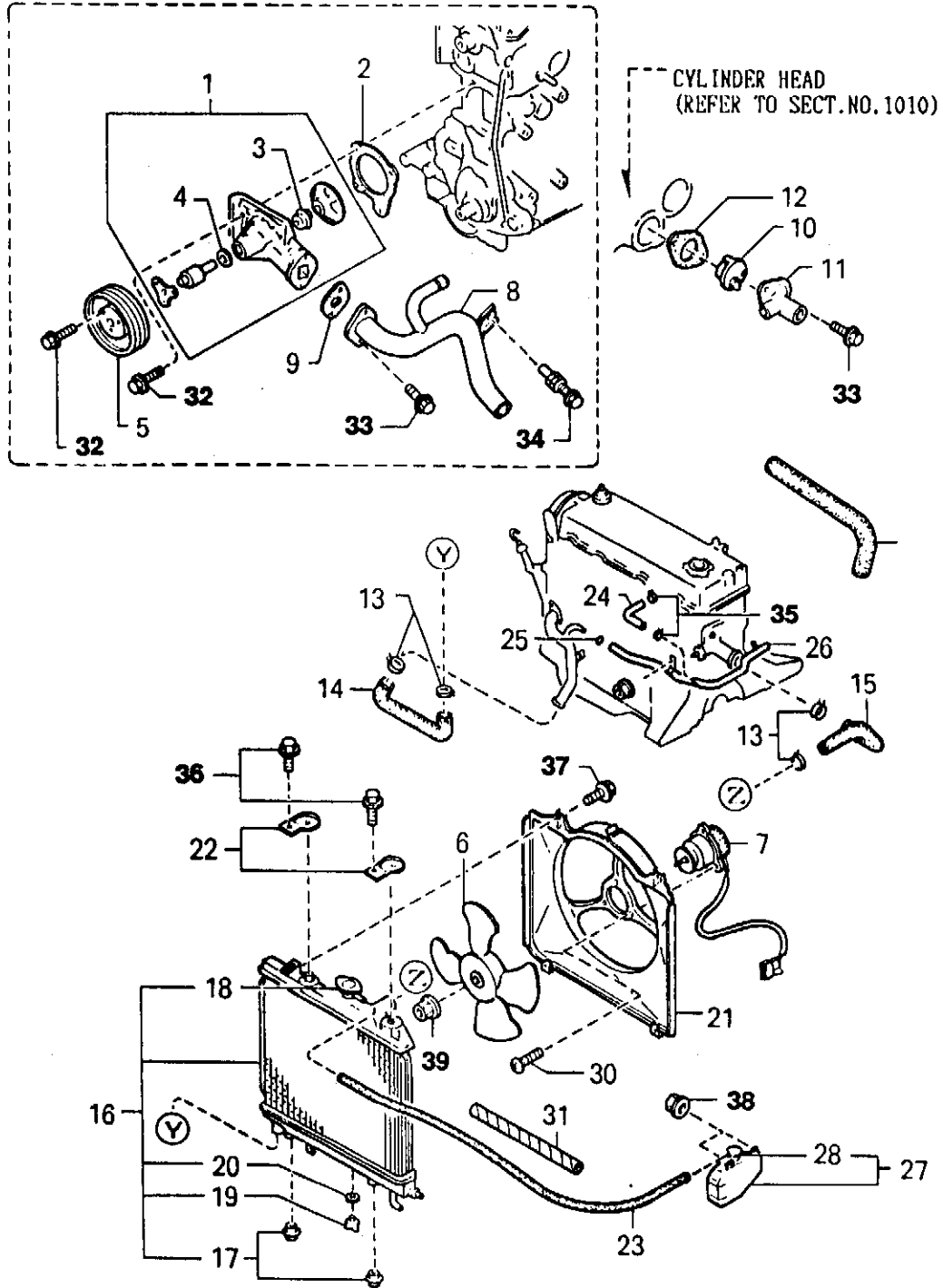
# OIL PUMP & FILTER



**OIL PUMP & FILTER**

REF.	PART NO.	DESCRIPTION	QTY.
1	0330	Seal, Oil	1
2	0332	Pump, Oil	1
3	0331	Plunger, Control	1
4	0333	Spring, Pressure	1
5	0334	Sheet, Spring	1
6	0335	Cover, Oil Pump	1
7	0336	Screw	6
8	0337	Rotor, Inner	1
9	0338	Rotor, Outer	1
10	0339	Gasket, Oil Strainer	1
11	0340	Strainer, Oil	1
12	0341	Cartridge, Oil Filter	1
13	0342	Gasket, Oil Pump	1
14	0105	Bolt	1
15	0244	Bolt	1
16	0345	Bolt	1
17	0346	Bolt	2
18	0347	Alignment Pin	1
19	0348	Cotter Pin	1

# COOLING SYSTEM

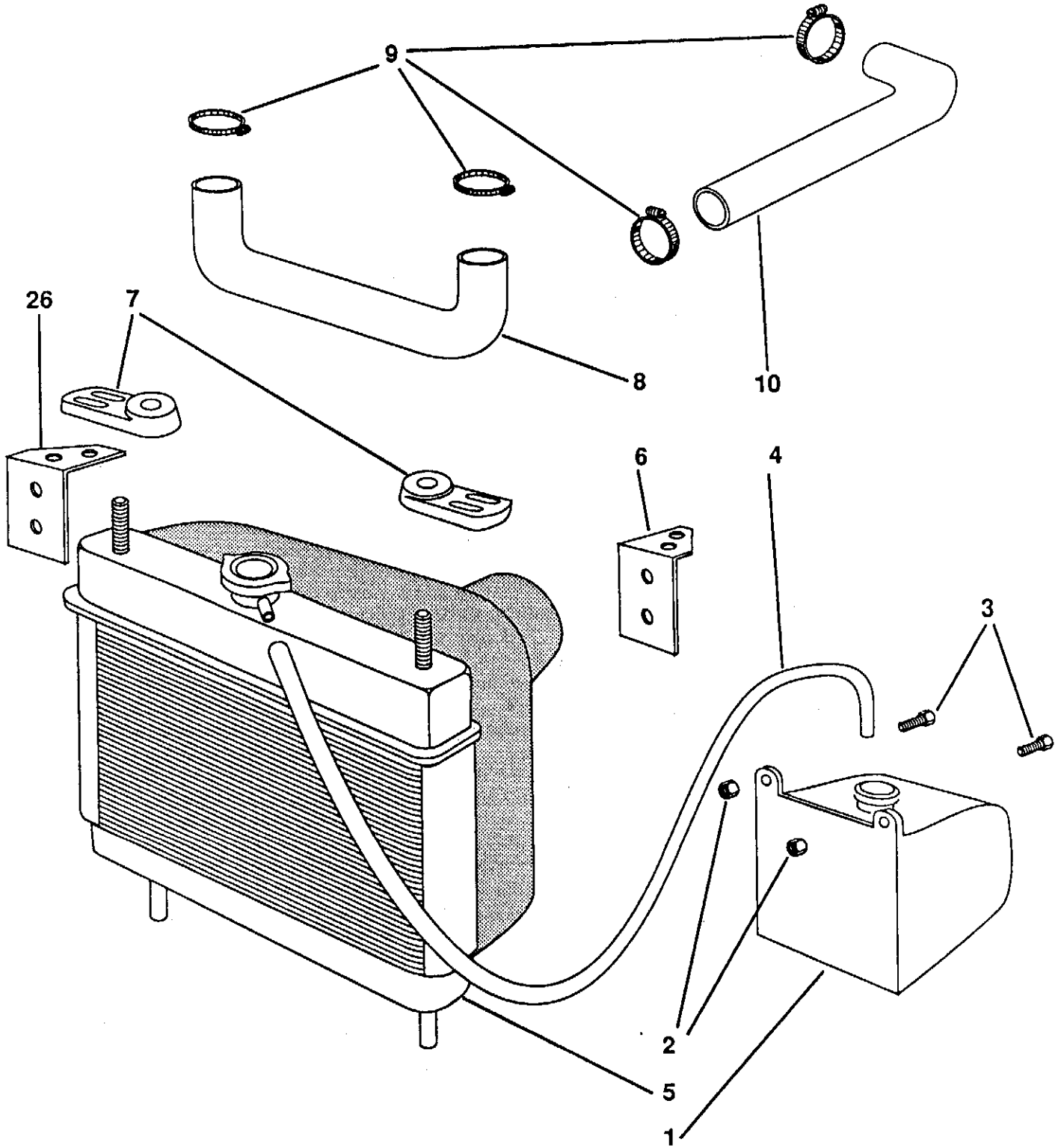


### COOLING SYSTEM

REF.	PART NO.	DESCRIPTION	QTY.
1	0349	Pump, Water	1
2	0350	Gasket, Water Pump	1
3	0351	Seal, Water	1
4	0352	Plate, Water Baffle	1
5	0353	Pulley, Water Pump	1
6	0354	Fan, Cooling	1
7	0355	Motor, Fan	1
8	0356	Inlet, Water Pump	1
9	0357	Gasket, Water Pump Inlet	1
10	0358	Thermostat	1
11	0359	Cover Thermostat	1
12	0360	Gasket, Outlet	2
13	0361	Clamp, Hose	2
14	0362	Hose, Water - Low	1
15	0719	Upper Rod Hose	1
16	0364	Radiator	1
17	0363	Rubber Mounting	2
18	0365	Cap, Radiator	1
19	0366	Cock, Drain	1
20	0367	Gasket, Drain Cock	1
21	0368	Cowling Radiator	1
22	0369	Bracket, Radiator	2
23	0370	Hose Sub Tank	1
24	0371	Hose, Bypass	1
25	0372	Ring, O	1
26	0373	Pipe, Bypass	1
27	0374	Tank, Sub	1
28	0375	Cap, Sub Tank	1
30	0376	Screw	3
31	0377	Protector	1
32	0140	Bolt	5
33	0381	Bolt	4
34	0386	Bolt	
35	0382	Clip	2
36	0379	Bolt	2
37	0204	Bolt	4
38		Nut	2
39	0380	Nut	1



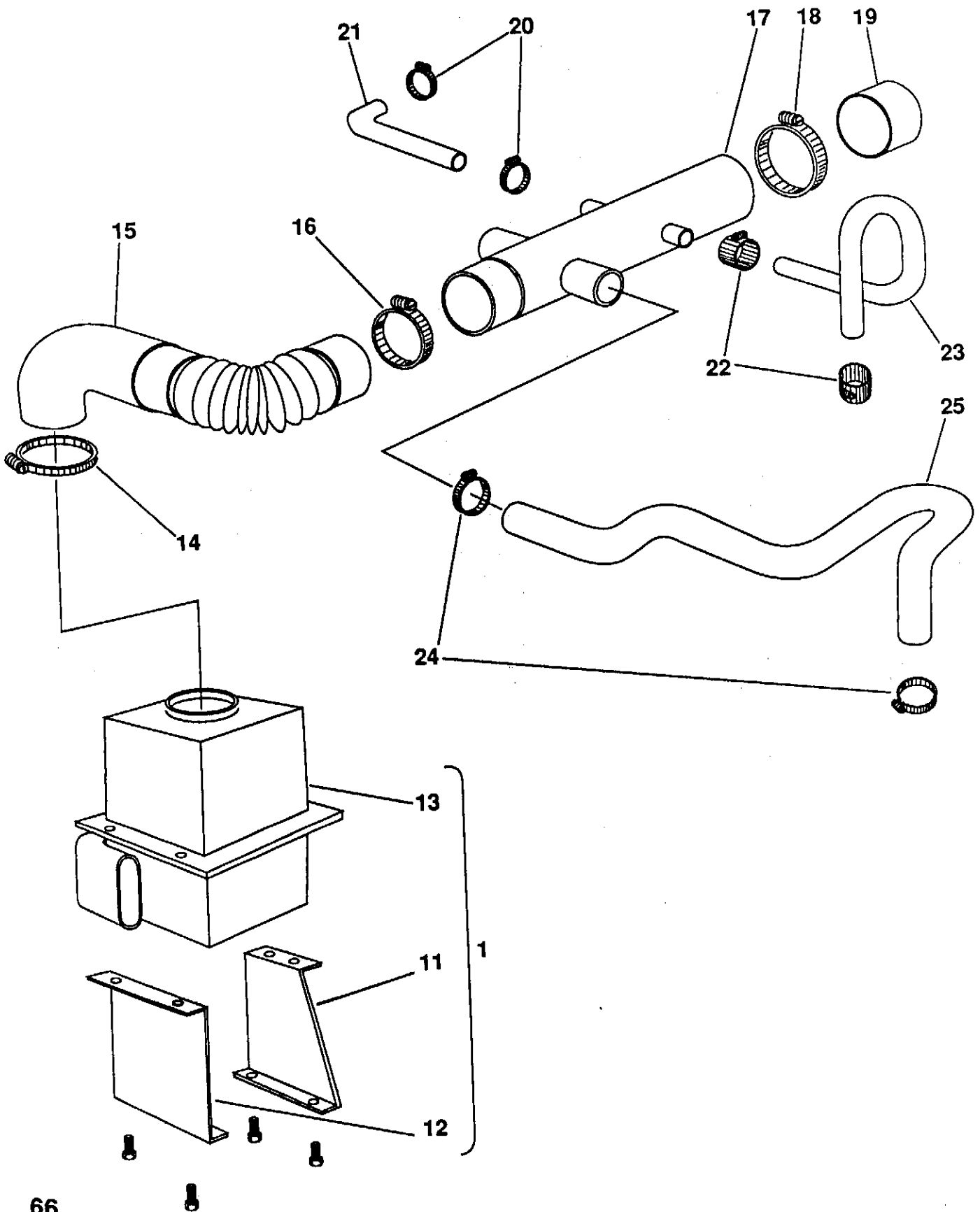
# AIR INTAKE & COOLING



**AIR INTAKE & COOLING**

REF.	PART NO.	DESCRIPTION	QTY.
1	0374	Surge Tank	1
2	1036	Nut	17
3	0279	Bolt	1
4	0370	Hose - Surge	1
5	0364	Radiator Assembly	1
6	1266	Bracket - Left	1
7	0369	Radiator Bracket	2
8	0362	Rad Hose - Lower	1
9	1085	Clamp - Rad Hose	4
10	0719	Rad Hose	1
11	1252	Bracket A/C	1
12	1253	Bracket A/C	1
13	0273	Air Cleaner Assembly	1
14	0282	Clamp	1
15	0268	Hose - Air	1
16	0285	Clamp	1
17	0272	Pipe - Air Intake	1
18	0284	Clamp	1
19	0270	Joint - Rubber	1
20	1004	Clamp	2
21	1002	Hose - Air	1
22	1023	Clamp	2
23	0277	Hose - Ventilation	1
24	0319	Clip	2
25	0278	Hose - Air	1
26	1267	Bracket - Right Radiator	1

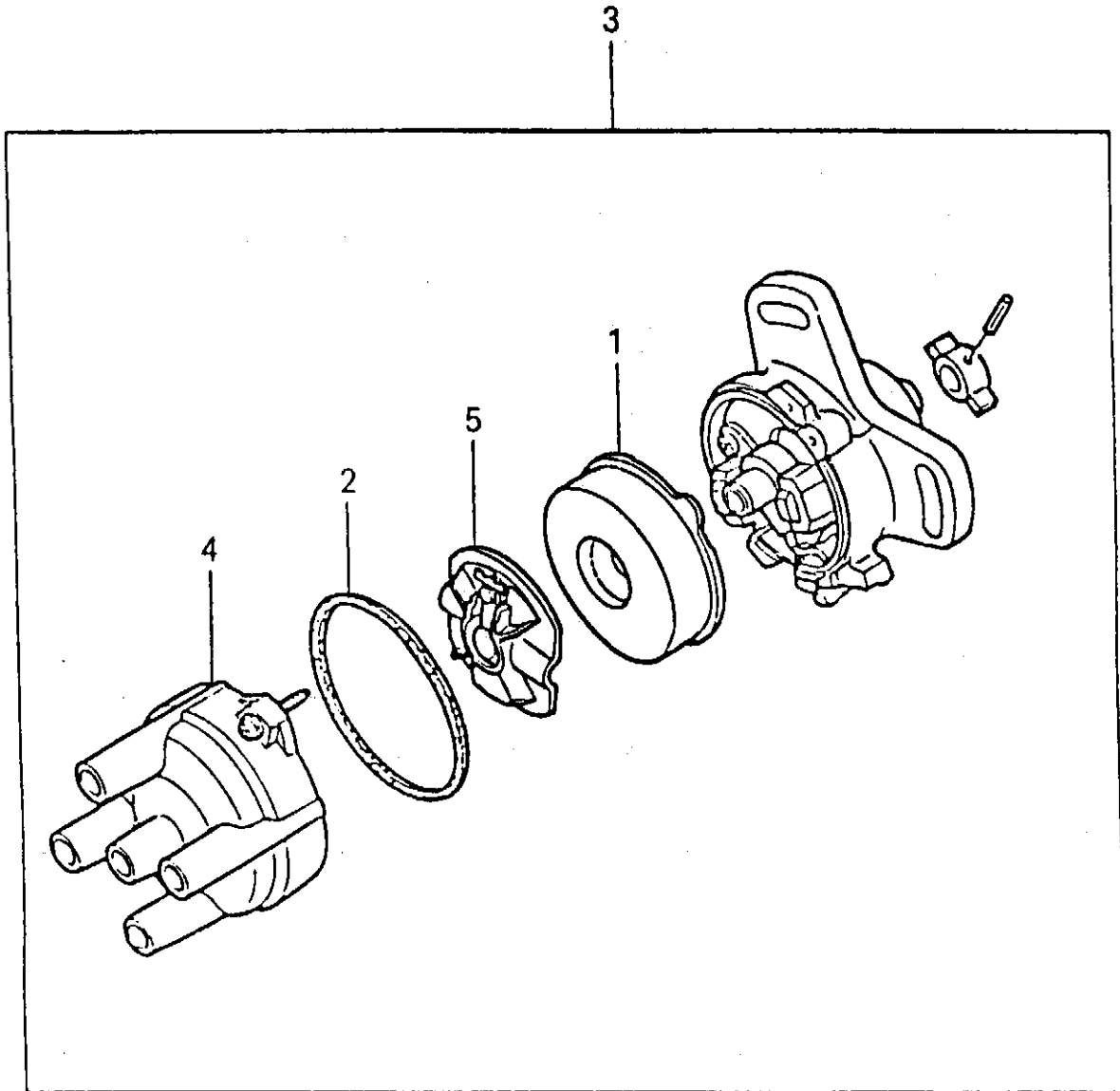
# AIR INTAKE & COOLING



**AIR INTAKE & COOLING (cont'd)**

REF.	PART NO.	DESCRIPTION	QTY.
1	0374	Surge Tank	1
2	1036	Nut - FL	17
3	0279	Bolt - WL	1
4	0370	Hose - Surge	1
5	0364	Radiator Assembly	1
6	1266	Bracket - Left	1
7	0369	Radiator Bracket	2
8	0362	Rad Hose - Lower	1
9	1085	Clamp - Rad Hose	4
10	0719	Rad Hose	1
11	1252	Bracket A/C	1
12	1253	Bracket A/C	1
13	0273	Air Cleaner Assembly (See Page 54 for Parts)	1
14	0282	Clamp	1
15	0268	Hose - Air	1
16	0285	Clamp	1
17	0272	Pipe - Air Intake	1
18	0284	Clamp	1
19	0270	Joint - Rubber	1
20	1004	Clamp	2
21	1002	Hose - Air	1
22	1023	Clamp	2
23	0277	Hose - Ventilation	1
24	0319	Clip	2
25	0270	Hose - Air	1
26	1267	Bracket - Right Radiator	1

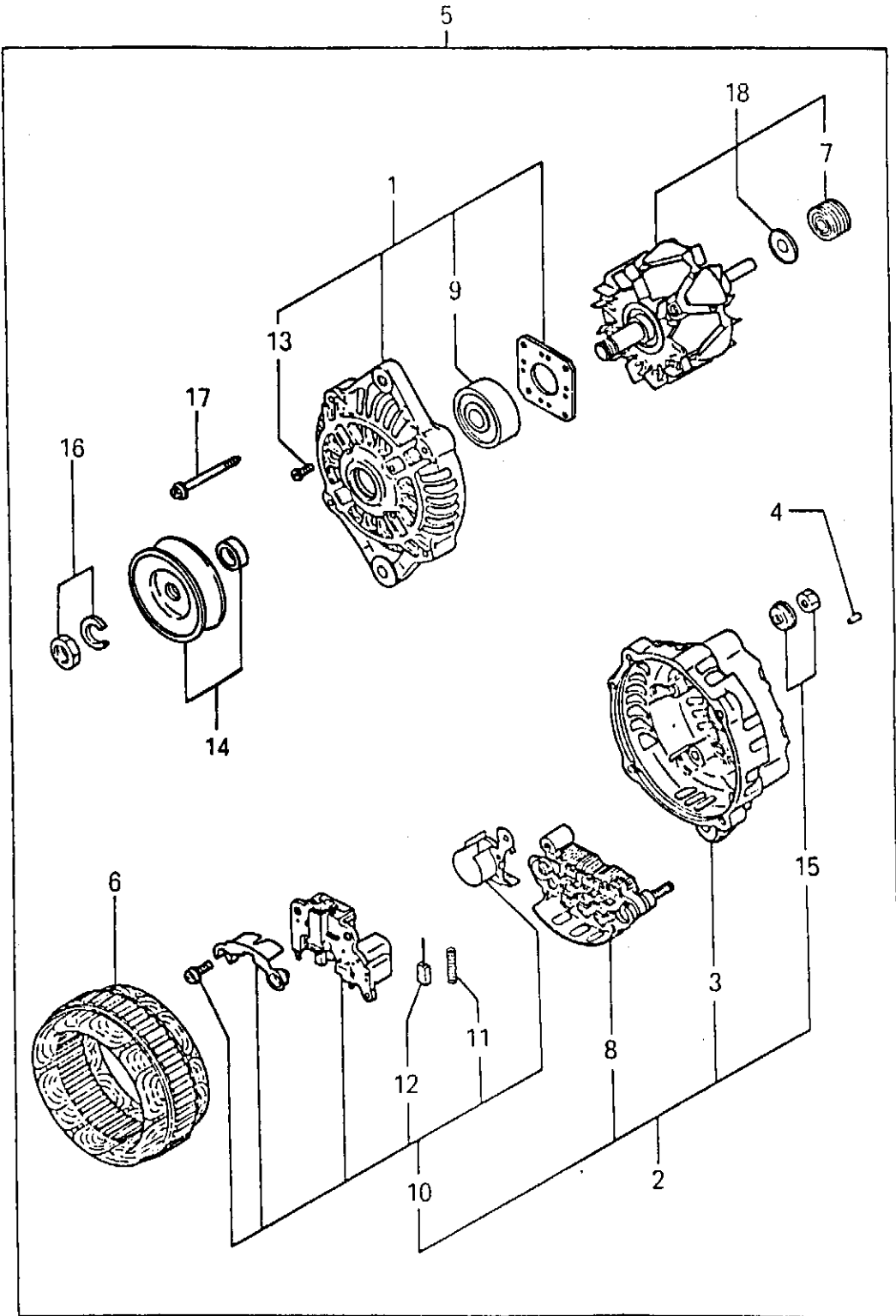
# DISTRIBUTOR



**DISTRIBUTOR**

REF.	PART NO.	DESCRIPTION	QTY.
1	0413	Cover, Distributor	1
2	0414	Gasket, Cap - Distributor	1
3	0415	Distributor	1
4	0416	Cap, Distributor	1
<hr/>			
5	0417	Rotor, Distributor	1
<hr/>			

# ALTERNATOR

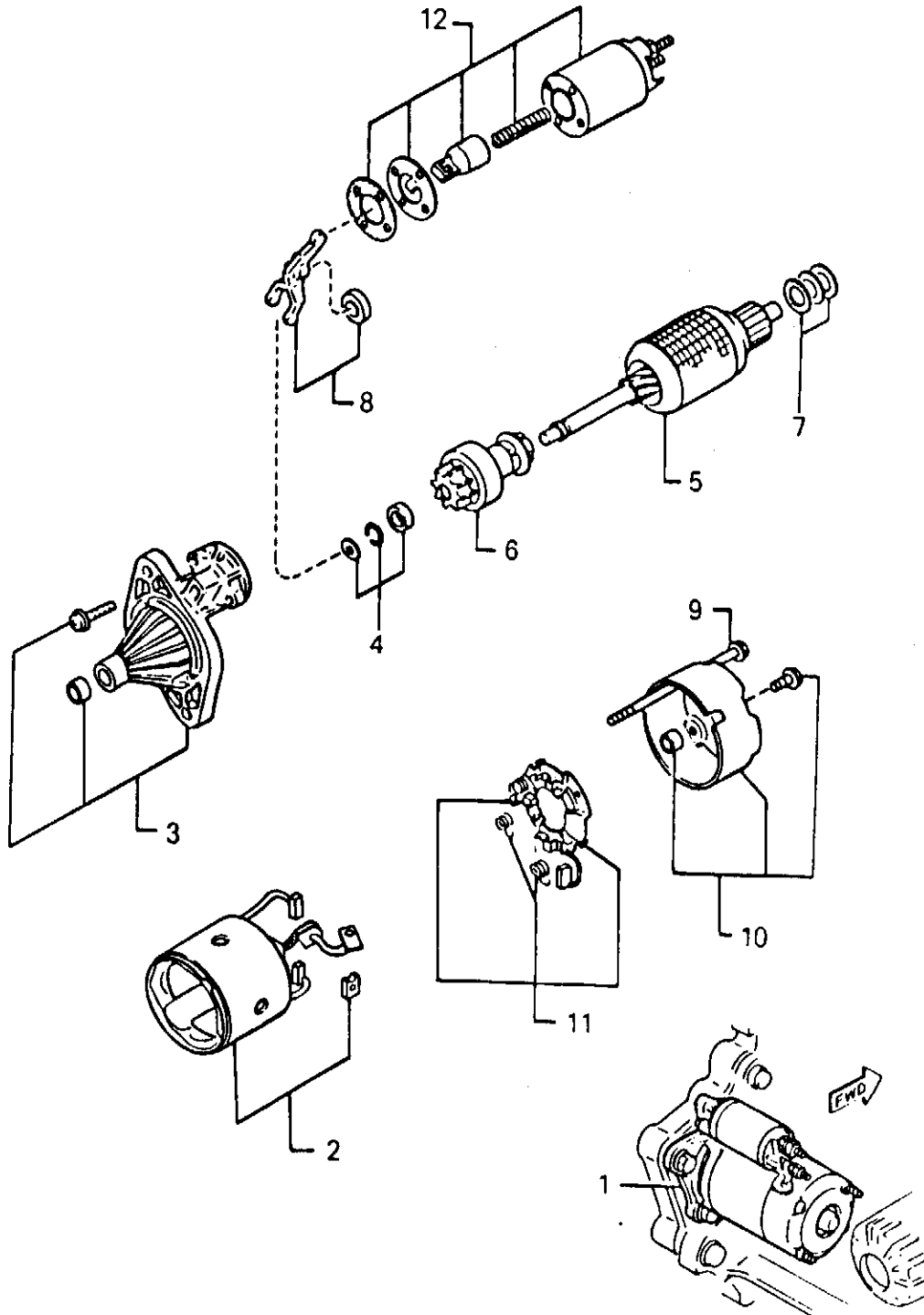


**ALTERNATOR**

REF.	PART NO.	DESCRIPTION	QTY.
1	0418	Cover, Front	1
2	0419	Cover, Assembly, Rear	1
3	0420	Cover, Rear	1
4	0421	Plug	1
5	0422	Alternator	1
6	0423	Stator	1
7	0424	Bearing, Ball	1
8	0425	Rectifier	1
9	0426	Bearing, Ball	1
10	0427	Regulator	1
11	0428	Spring, Brush	2
12	0429	Brush	2
13	0430	Screw Set	1
14	0431	Pulley	1
15	0432	Nut Set	1
16	0434	Nut Set	1
17	0433	Screw Set	1
18	0435	Rotor	1



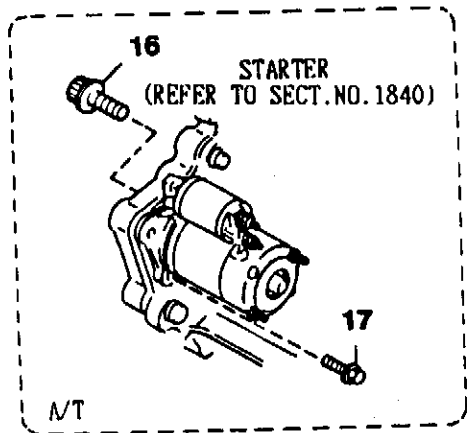
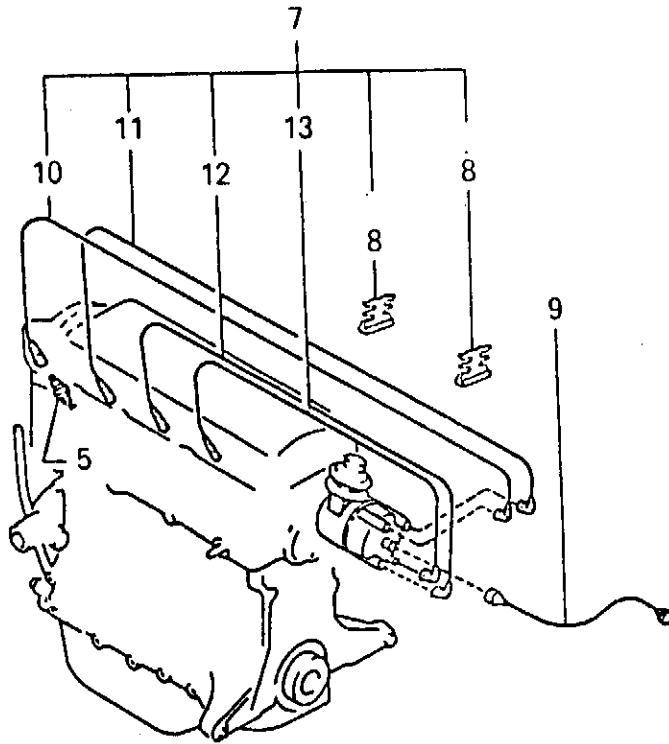
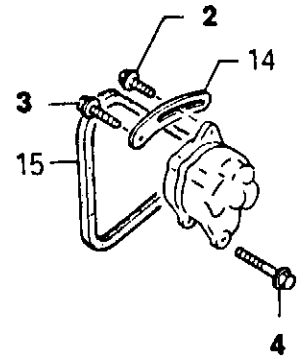
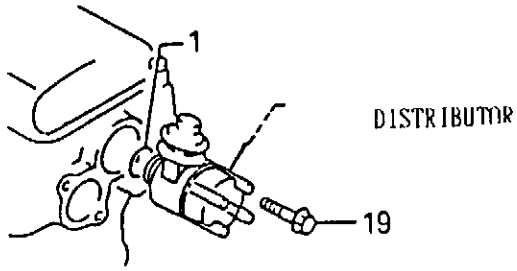
# STARTER



**STARTER**

REF.	PART NO.	DESCRIPTION	QTY.
1	0436	Starter	1
2	0437	Yoke	1
3	0438	Bracket, Front	1
4	0439	Stopper	1
5	0440	Armature	1
6	0441	Clutch, Over Running	1
7	0442	Washer Set	1
8	0443	Lever	1
9	0444	Bolt	2
10	0445	Bracket, Rear	1
11	0446	Holder, Brush	1
12	0447	Switch	1

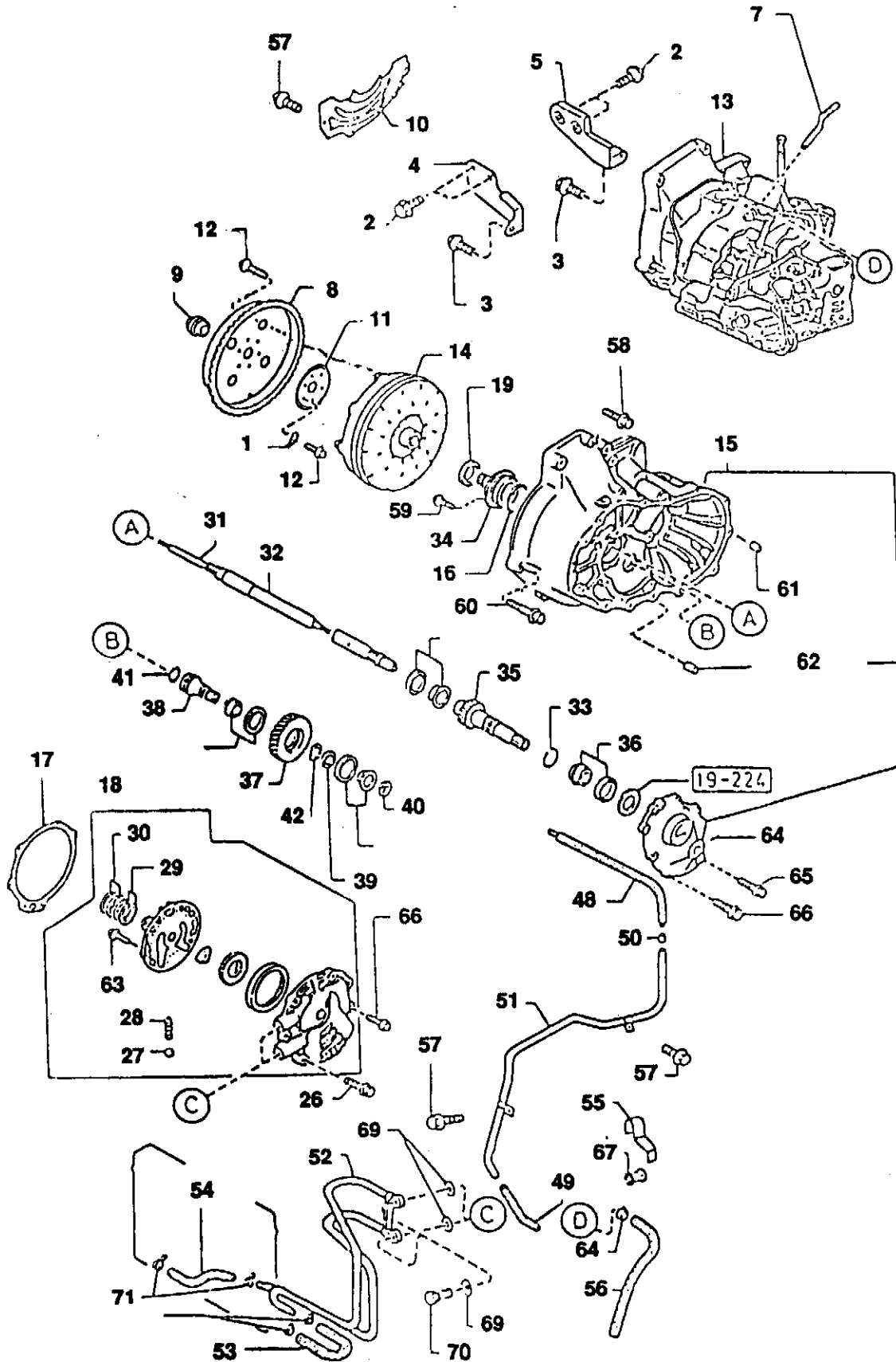
# ENGINE ELECTRICAL SYSTEM



### ENGINE ELECTRICAL SYSTEM

REF.	PART NO.	DESCRIPTION	QTY.
1	0387	Ring	1
2	0406	Bolt	1
3	0405	Bolt	1
4	0407	Bolt	1
5	0391	Plug, Spark	4
6	0393	Bracket, IG. Coil	1
7	0393	Cord Set, Hi. Tension	1
8	0395	Supporter	1
9	0394	Cord, Hi. Tension	1
10	0396	Cord No. 1, Hi. Tension	1
11	0397	Cord No. 2, Hi. Tension	1
12	0398	Cord No. 3, Hi. Tension	1
13	0399	Cord No. 4, Hi. Tension	1
14	0400	Strap, Alternator	1
15	0401	Belt, V	1
16	0410	Bolt	2
17	0411	Bolt	1

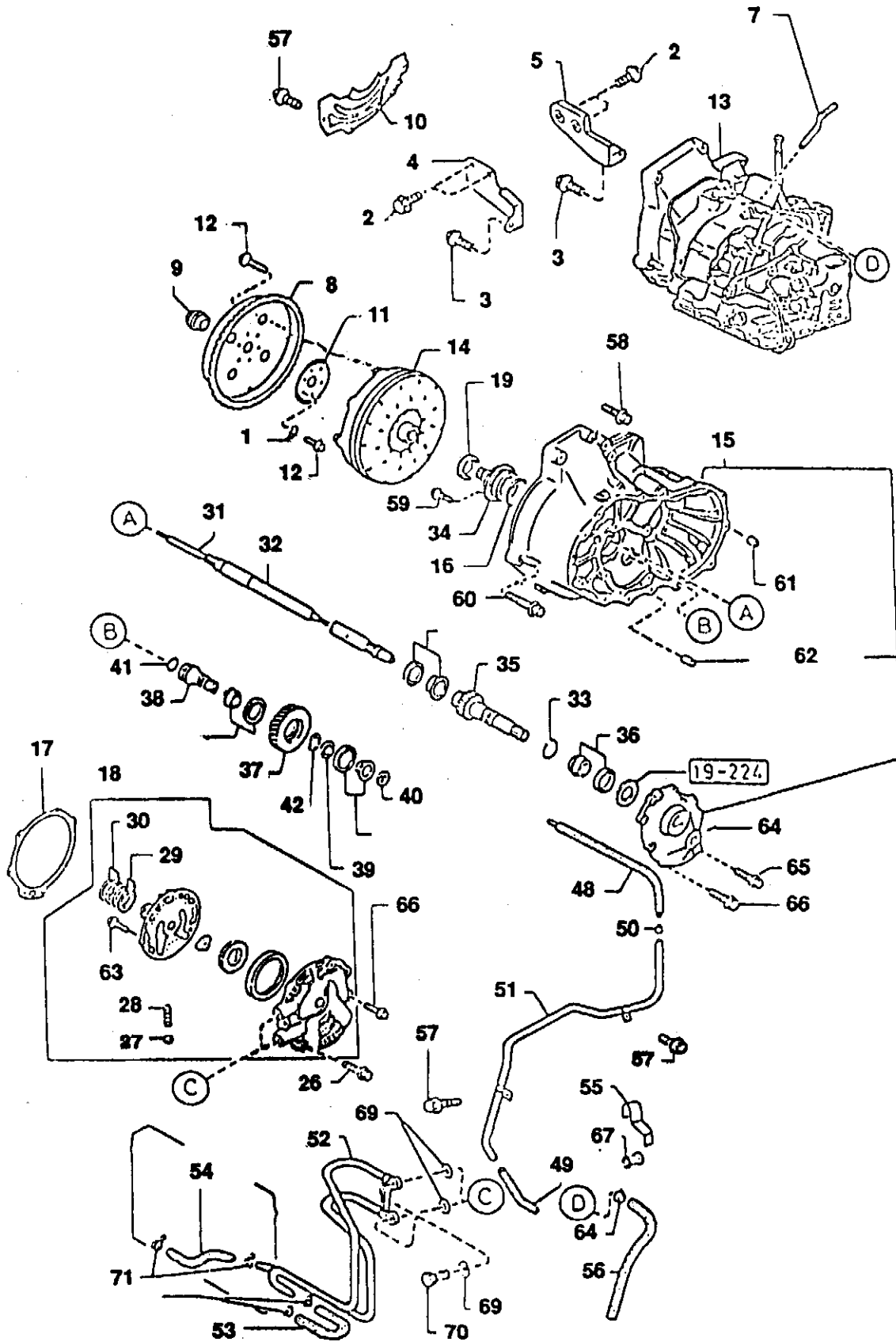
# TORQUE CONVERTER, OIL PUMP & PIPING (AUTOMATIC)



**TORQUE CONVERTER, OIL PUMP & PIPING (AUTOMATIC)**

REF.	PART NO.	DESCRIPTION	QTY.
1	0448	Washer, Plain	6
2	0449	Bolt	4
3	0450	Bolt	2
4	0451	Plate, Gusset - Front	1
5	0452	Plate, Gusset - Rear	1
6	0453	Breather, Air-Transmission	1
7	0454	Plate, Drive	7
8	0455	Adapter, Drive Plate	1
9	0456	Cover, Under	1
10	0457	Plate, Backing	1
11	0458	Bolt	4
12	0459	Bolt, Lock	6
13	0461	Transmission Coupler	1
14	0460	Converter, Torque	1
15	0462	Housing, Converter	1
16	0463	Ring, O	1
17	0464	Gasket, Oil Pump Asbestos	1
18	0465	Pump, Oil	1
19	0466	Seal, Oil	1
20	0467	Shim T = 0.1 mm	3
	0468	Shim T = 0.12 mm	3
	0469	Shim T = 0.14 mm	3
	0470	Shim T = 0.16 mm	3
	0471	Shim T = 0.18 mm	3
	0472	Shim T = 0.5 mm	3
26	0473	Bolt	3
27	0474	Ball	1
28	0475	Spring	1
29	0476	Ring, Seal	2
30	0477	Ring, Seal	2
31	0478	Shaft, Oil Pump	1
32	0479	Shaft, Turbine	1
33	0480	Ring, Snap	1
34	0481	Cover, Bearing	1
35	0482	Gear, Output	1
36	0483	Bearing, Roller	4
37	0484	Gear, Idle	1
38	0485	Shaft, Idle Gear	1
39	0486	Spacer, Idle Gear	1
40	0487	Nut, Idle Gear	1
41	0488	Ring, O	1

TORQUE CONVERTER, OIL PUMP & PIPING (AUTOMATIC)

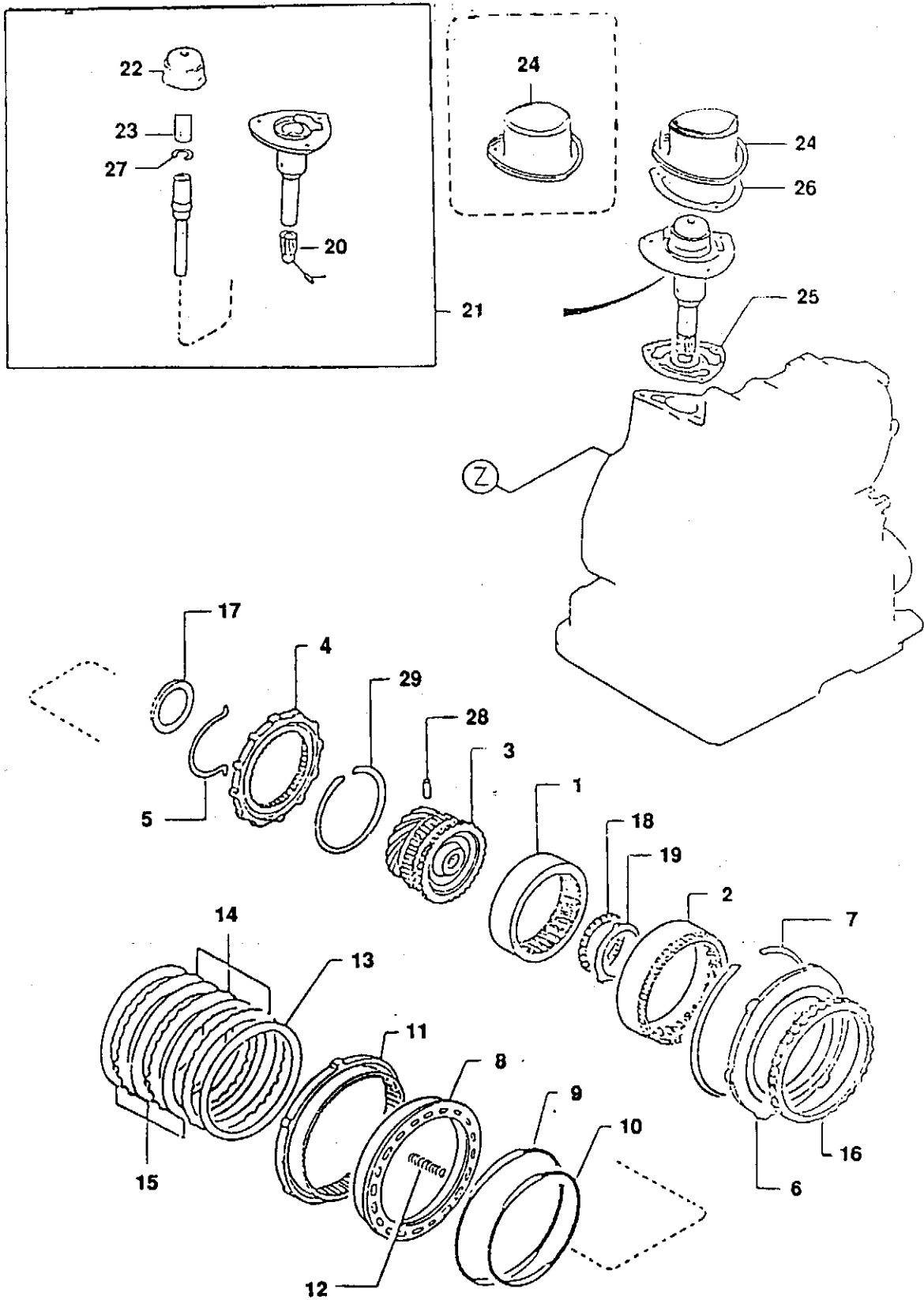


**TORQUE CONVERTER, OIL PUMP & PIPING (AUTOMATIC) (cont'd)**

REF.	PART NO.	DESCRIPTION	QTY.
42	0489	Shim T = 0.1 mm	3
	0490	Shim T = 0.12 mm	3
	0491	Shim T = 0.16 mm	3
	0492	Shim T = 0.14 mm	3
	0493	Shim T = 0.14 mm	3
	0494	Shim T = 0.5 mm	3
48	0495	Hose, Vacuum	1
49	0496	Hose, Vacuum	1
50	0497	Insert	1
51	0498	Pipe, Vacuum	1
52	0499	Pipe, Oil	1
53	0500	Hose, Oil	1
54	0501	Hose, Oil	1
55	0502	Clip	1
56	0503	Hose	1
57	0204	Bolt	4
58	0505	Bolt	2
59	0514	Bolt	1
60	0506	Bolt	1
61	0507	Alignment Stud	1
62	0508	Alignment Stud	1
63	0509	Bolt	2
64	0510	Cotter Pin	1
65	0511	Bolt	1
66	0512	Bolt	2
67	0516	Bolt	1
68	0262	Clip	2
69	0519	Washer	
70	0511	Bolt	
71	1003	Clip	



# GOVERNOR, LOW & REVERSE PISTON (AUTOMATIC)

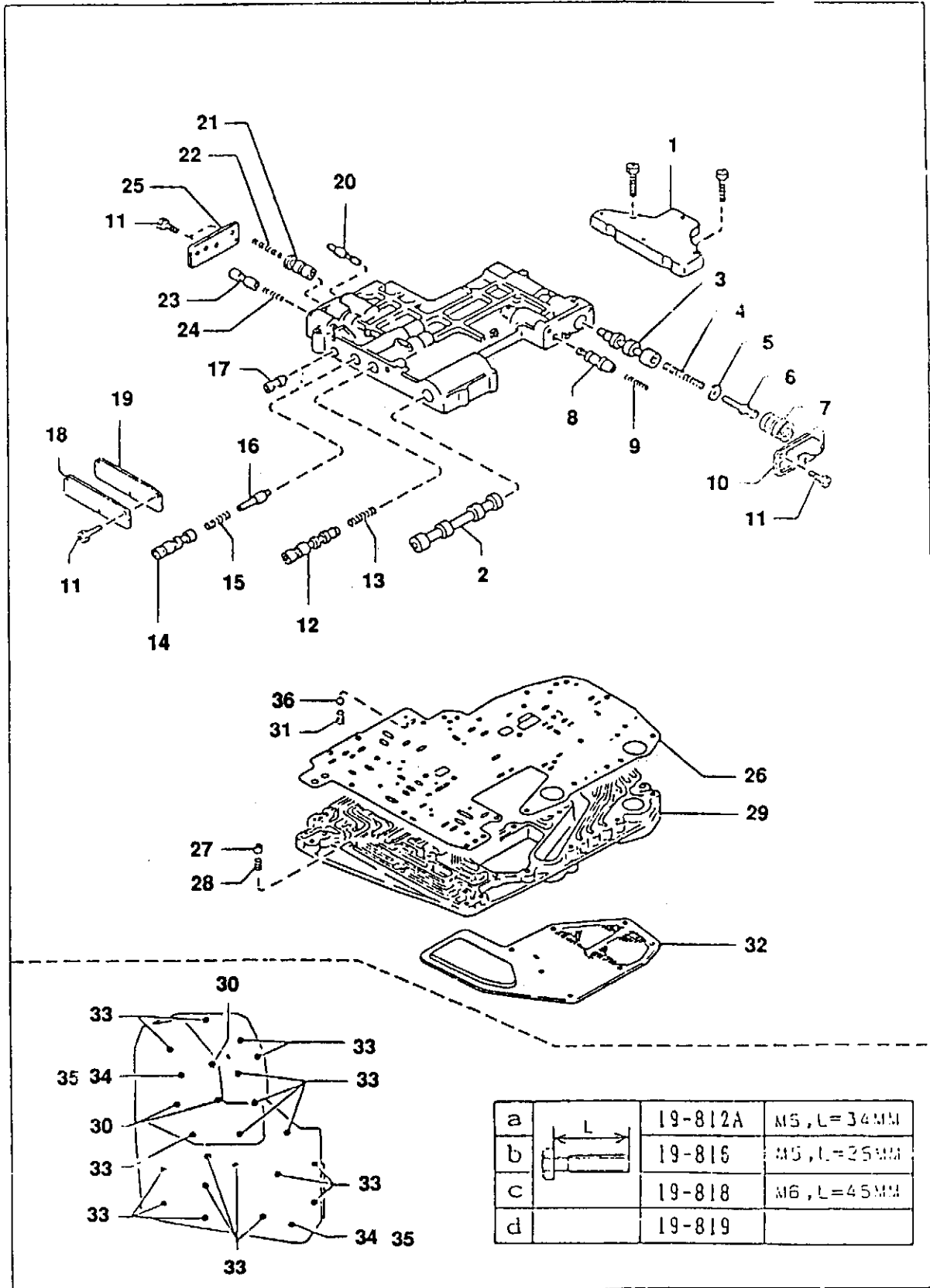


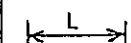


**GOVERNOR, LOW & REVERSE PISTON (AUTOMATIC)**

REF.	PART NO.	DESCRIPTION	QTY.
1	0654	Gear, Internal	1
2	0655	Race, Inner - O.W.C.	1
3	0658	Hub, Drive	1
4	0659	Gear, Parking	1
5	0660	Spring, Parking Gear	1
6	0661	Clutch, One Way	1
7	0662	Ring, Snap	1
8	0663	Piston, Low & Reverse	1
9	0664	Seal, Piston	1
10	0665	Seal, O-Ring	1
11	0666	Hub, Low & reverse	1
12	0667	Spring, Piston	20
13	0668	Plate, Dished	1
14	0669	Plate, Driven	3
15	0670	Plate, Drive	3
16	0671	Plate, Retaining T = 8.2 mm	1
	0672	T = 8.4 mm	1
	0673	T = 8.6 mm	1
	0674	T = 8.8 mm	1
	0675	T = 8 mm	1
	0676	T = 7.8 mm	1
17	0677	Bearing, Needle	1
18	0678	Bearing, Needle	1
19	0679	Race, Bearing	1
20	0680	Gear, Governor Driven	1
21	0681	Governor	1
22	0682	Valve, Governor	1
23	0683	Filter, Governor	1
24	0684	Cover, Governor	1
	0688	Cover, Governor	1
25	0685	Gasket, Governor Asbestos	1
26	0686	Gasket, Governor Cover Asbestos	1
27	0687	Clamp, Filter - Governor	1

# CONTROL VALVE (AUTOMATIC)

37

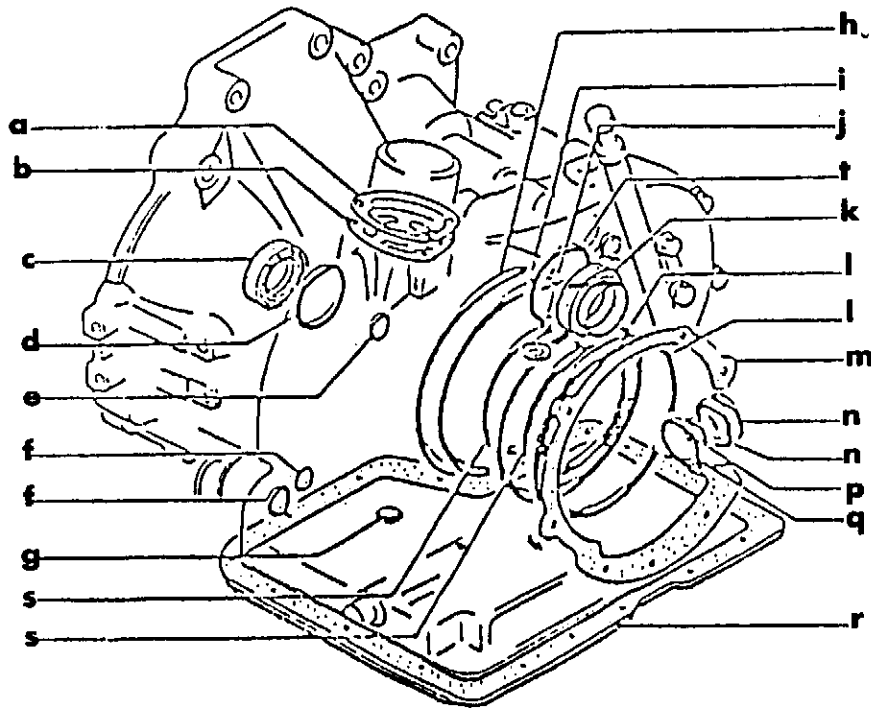


a		19-812A	M5, L=34MM
b		19-816	M5, L=25MM
c		19-818	M6, L=45MM
d		19-819	

**CONTROL VALVE (AUTOMATIC)**

REF.	PART NO.	DESCRIPTION	QTY.
1	0563	Body, Valve Upper	1
2	0574	Valve, Manual	1
	0564	Valve, Manual	1
3	0565	Valve, Regulator	1
4	0566	Spring, Regulator	1
5	0567	Seat, Regulator Spring	1
6	0568	Plug, Regulator	1
7	0569	Sleeve, Regulator Plug	1
8	0570	Valve, Second Lock	1
9	0571	Spring, Second Lock	1
10	0572	Plate, Side "D"	1
11	0573	Screw	3
	0574	Screw	5
12	0575	Valve, 1-2 Shift	1
13	0576	Spring, 1-2 Shift	1
14	0577	Valve, 2-3 Shift	1
15	0578	Spring, 2-3 Shift	1
16	0579	Plug, 2-3 Shift	1
17	0580	Valve, Modifier	1
18	0581	Plate, Side "A"	1
19	0582	Plate	1
20	0583	Valve, Throttle	1
21	0584	Valve, Throttle Back-Up	1
22	0585	Spring	1
23	0586	Valve, Down Shift	1
24	0587	Spring, Down Shift	1
25	0588	Plate, Side "B"	1
26	0589	Plate, Separator	1
27	0590	Valve, Orifice Check	1
28	0591	Spring	1
29	0592	Body, Valve LWR	1
30	0593	Screw	3
31	0594	Spring	1
32	0595	Strainer, Oil	1
33	0596	Screw	19
34	0597	Bolt	2
35	0598	Nut	2

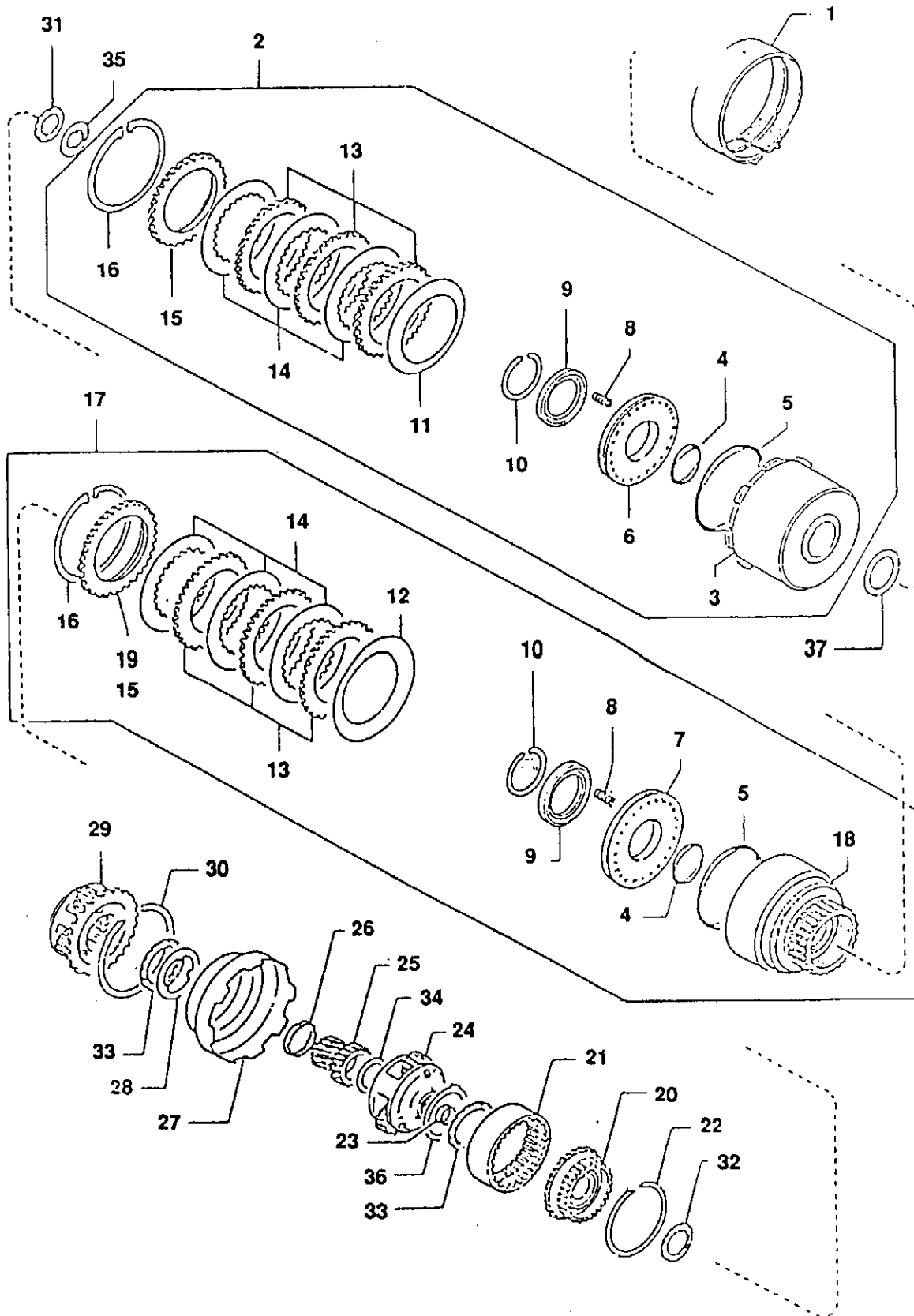
# GASKET & SEAL KIT (AUTOMATIC)



**GASKET & SEAL KIT (AUTOMATIC)**

REF.	PART NO.	DESCRIPTION	QTY.
1	0715	Gasket & Seal Kit Asbestos	1
a		Gasket, Governor Cover	1
b		Gasket, Governor	1
c		Seal, Oil	1
d		Ring, O	1
e		Ring, O	1
f		Seal, O Ring	1
g		Ring, O	1
h		Seal, Piston	1
i		Seal, O Ring	1
j		Gasket	1
k		Seal, Oil	2
l		Seal, Lathe Cut	2
m		Gasket, Oil Pump	1
n		Ring, O	2
p		Seal, Piston	1
q		Seal, Piston	1
r		Gasket, Oil Pan	1
s		Seal, O Ring	2
t		Ring, O	1

# CLUTCHES & PLANETARY GEARS (AUTOMATIC)

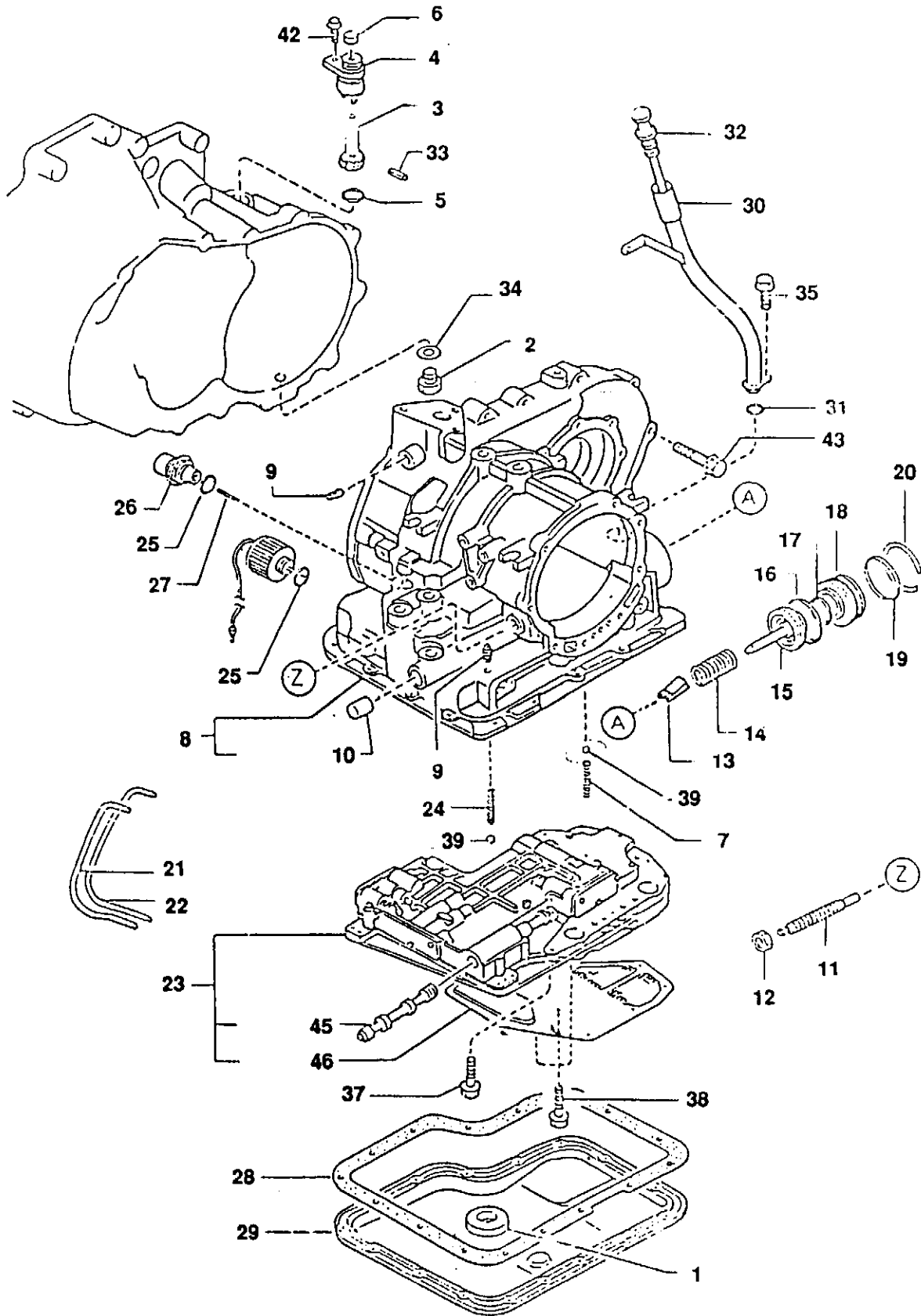


**CLUTCHES & PLANETARY GEARS (AUTOMATIC)**

REF.	PART NO.	DESCRIPTION	QTY.
1	0599	Band, Brake	1
2	0602	Clutch, Front	1
3	0600	Drum, Clutch	1
4	0601	Seal O-Ring	2
5	0603	Seal, Lathe Cut	1
	0604	Seal, Lathe Cut	1
6	0605	Piston, Clutch	1
7	0606	Piston, Clutch	1
8	0607	Spring, Piston Return	20
9	0608	Retainer, Spring	2
10	0609	Ring, Snap	2
11	0610	Plate, Dished	1
12	0611	Plate, Dished	1
13	0612	Plate, Driven	6
14	0613	Plate Drive	6
15	0614	Plate, Retaining T = 5 mm	1
	0615	T = 5.2 mm	2
	0616	T = 5.4 mm	2
	0617	T = 5.6 mm	2
	0618	T = 5.8 mm	2
	0619	T = 6 mm	2
	0620	T = 6.2 mm	2
16	0621	Ring, Snap	2
17	0622	Clutch, Rear	1
18	0623	Rear Clutch	1
19	0624	Plate, Retaining = 4.8 mm	1
20	0625	Hub, Rear Clutch	1
21	0626	Gear, Internal	1
22	0627	Ring, Snap	1
23	0628	Sleeve, Seal	1
24	0629	Carrier, Front	1
25	0630	Gear, Sun	1
26	0631	Spacer, Sun Gear	1
27	0632	Shell, Connecting	1
28	0633	Race, Shell Bearing	1
29	0634	Carrier Rear	1
30	0635	Ring, Snap	1
31	0636	Bearing, Needle	1
32	0637	Bearing, Needle	1
33	0638	Bearing, Needle	2
34	0639	Bearing, Needle	1



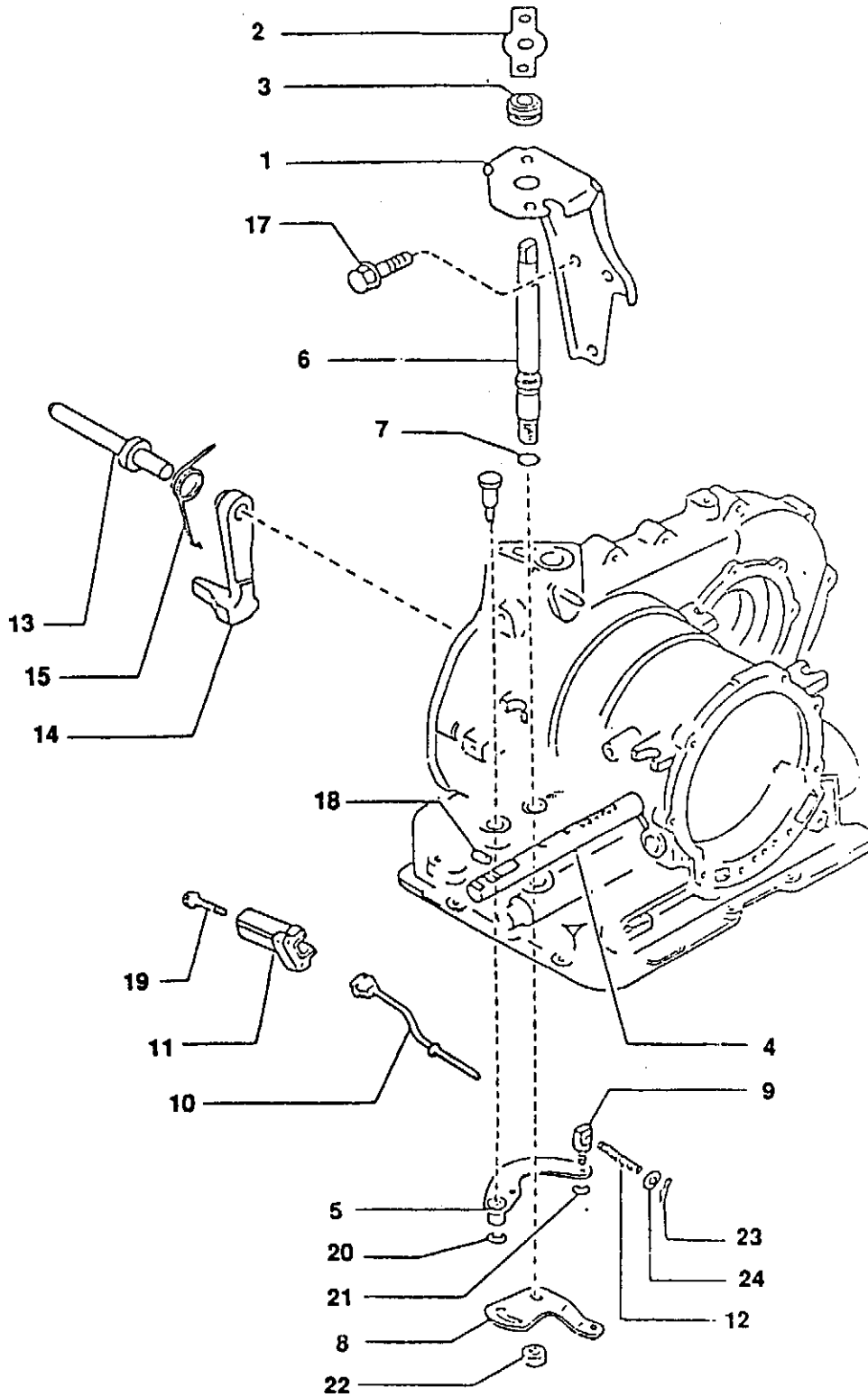
# TRANSMISSION CASE & MAIN CONTROL SYSTEM (AUTOMATIC)



**TRANSMISSION CASE & MAIN CONTROL SYSTEM (AUTOMATIC)**

REF.	PART NO.	DESCRIPTION	QTY.
1	0520	Magnet	1
2	0521	Plug, Magnet	1
3	0522	Gear, Driven N = 23	1
4	0523	Sleeve, Speedometer	1
5	0524	Ring, O	1
6	0525	Seal, Oil	1
7	0526	Spring	1
8	0527	Case, Transmission	1
9	0528	Plug, Square Head	2
10	0529	Cap, Transmission Case	1
11	0530	Bolt, Anchor End	1
12	0531	Nut	1
13	0532	Strut, Band	1
14	0533	Spring, Piston Return	1
15	0534	Piston, Band Servo	1
16	0535	Seal, Piston	1
17	0536	Seal, Piston	1
18	0537	Retainer, Servo	1
19	0538	Ring, O	1
20	0539	Ring, Snap	1
21	0540	Pipe, Gov. - In	1
22	0541	Pipe, Gov. - Out	1
23	0542	Valve, Control	1
24	0543	Spring	1
25	0544	Seal, O-Ring	2
26	0545	Diaphragm, Vacuum	1
27	0546	Rod, Diaphragm L = 31.5 mm	1
	0547	Rod, Diaphragm L = 30 mm	1
	0548	Rod, Diaphragm L = 31 mm	1
	0549	Rod, Diaphragm L = 30.5 mm	1
	0550	Rod, Diaphragm L = 29.5 mm	1
28	0551	Gasket, Oil Pan Asbestos	1
29	0552	Pan, Oil	1
30	0553	Tube, Oil Level	1
31	0554	Ring, O	1
32	0555	Gauge, Oil Level	1
33	0556	Roll Pin	1
34	0557	Washer	1
35	0204	Bolt	1
36	0562	Washer	2
37	0560	Bolt	1
38	0561	Bolt	1
39	0562	Bolt	15
40	0897	Bolt	10
41	0952	Bolt	1

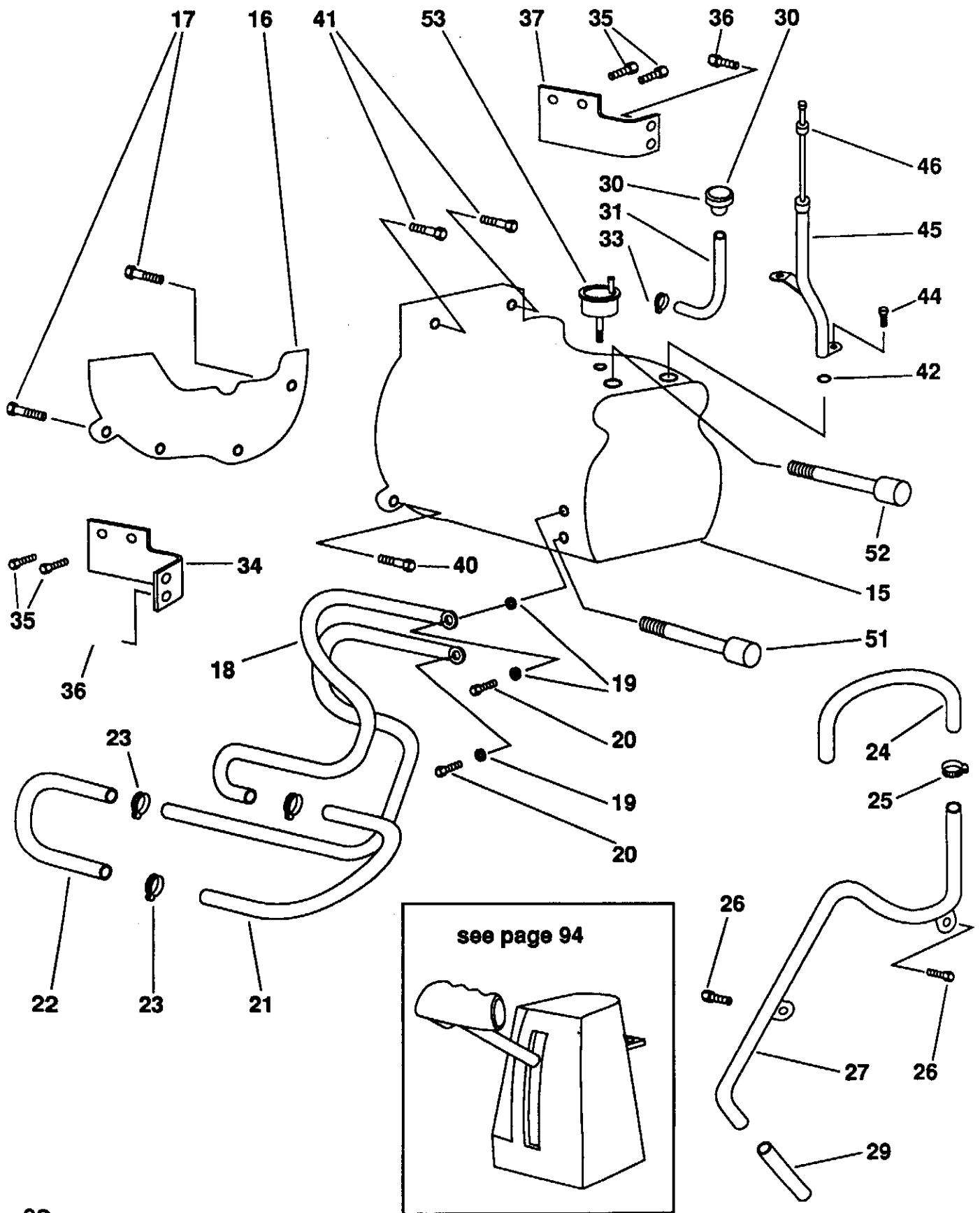
# MANUAL LINKAGE SYSTEM (AUTOMATIC)



**MANUAL LINKAGE SYSTEM (AUTOMATIC)**

REF.	PART NO.	DESCRIPTION	QTY.
1	0689	Bracket, Rod	1
2	0690	Plate	1
3	0691	Bush, Rubber	1
4	0692	Rod, Control	1
5	0693	Lever, Parking	1
6	0694	Shaft, Manual	1
7	0695	Ring, O	1
8	0696	Plate, Manual	1
9	0697	Joint, Parking	1
10	0698	Rod, Parking	1
11	0699	Supporter, Actuator	1
12	0700	Spring, Ball Park	1
13	0701	Shaft, Parking Pawl	1
14	0702	Pawl, Parking	1
15	0703	Spring, Pawl Return	1

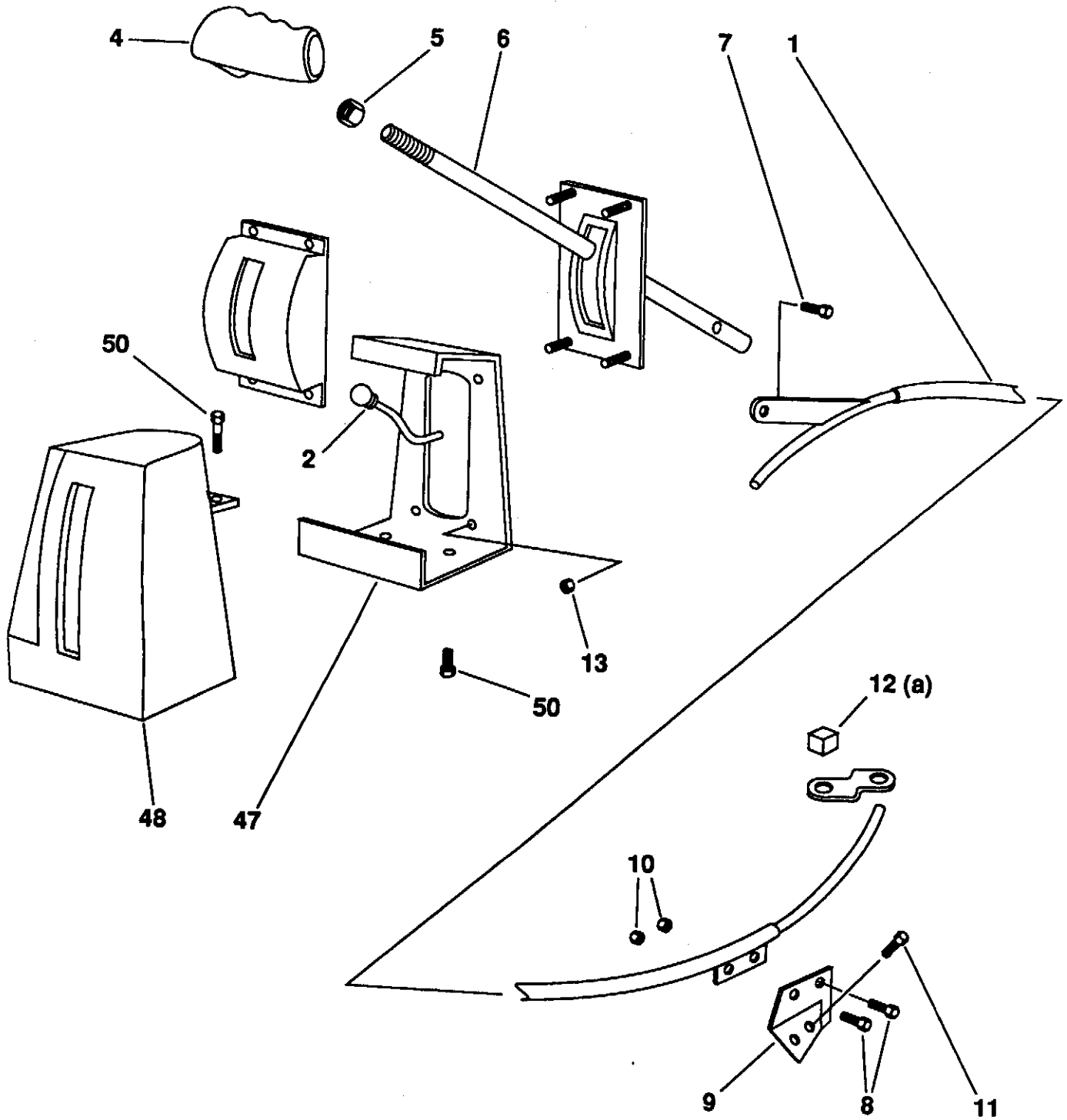
# TRANSMISSION & AXLES



### TRANSMISSION & AXLES

REF.	PART NO.	DESCRIPTION	QTY.
15	0461	Transmission (AT)	1
16	0456	Cover - Under	1
17	0204	Bolt	6
18	0499	Pipe - Oil	1
19	0519	Washer	4
20	0518	Bolt	2
21	1408	Hose - At Line	1
22	1408	Hose - At Line	1
23	1086	Clamp	4
24	0495	Hose - Vacuum	1
25	0497	Insert	1
26	0204	Bolt	2
27	0498	Pipe - Vacuum	1
29	0496	Hose - Vacuum	1
30	0453	Breather	1
31	1675	Hose - Vacuum	1
32	1902	Tywrap	1
33	0262	Clip	1
34	0451	Plate - Gusset	1
35	0449	Bolt	4
36	0450	Bolt	2
37	0452	Plate Gusset	1
40	1920	Bolt	4
41	1921	Bolt	2
42	1922	O-Ring	1
44	0204	Bolt	1
45	1673	Tube - Oil Level	1
46	1674	Gauge - Oil Level	1
51	1904	Switch - Lamp	1
52	1905	Switch - Neutral	1
53	0004	Sender - Magnetic Speedo	1

# TRANSMISSION & AXLES

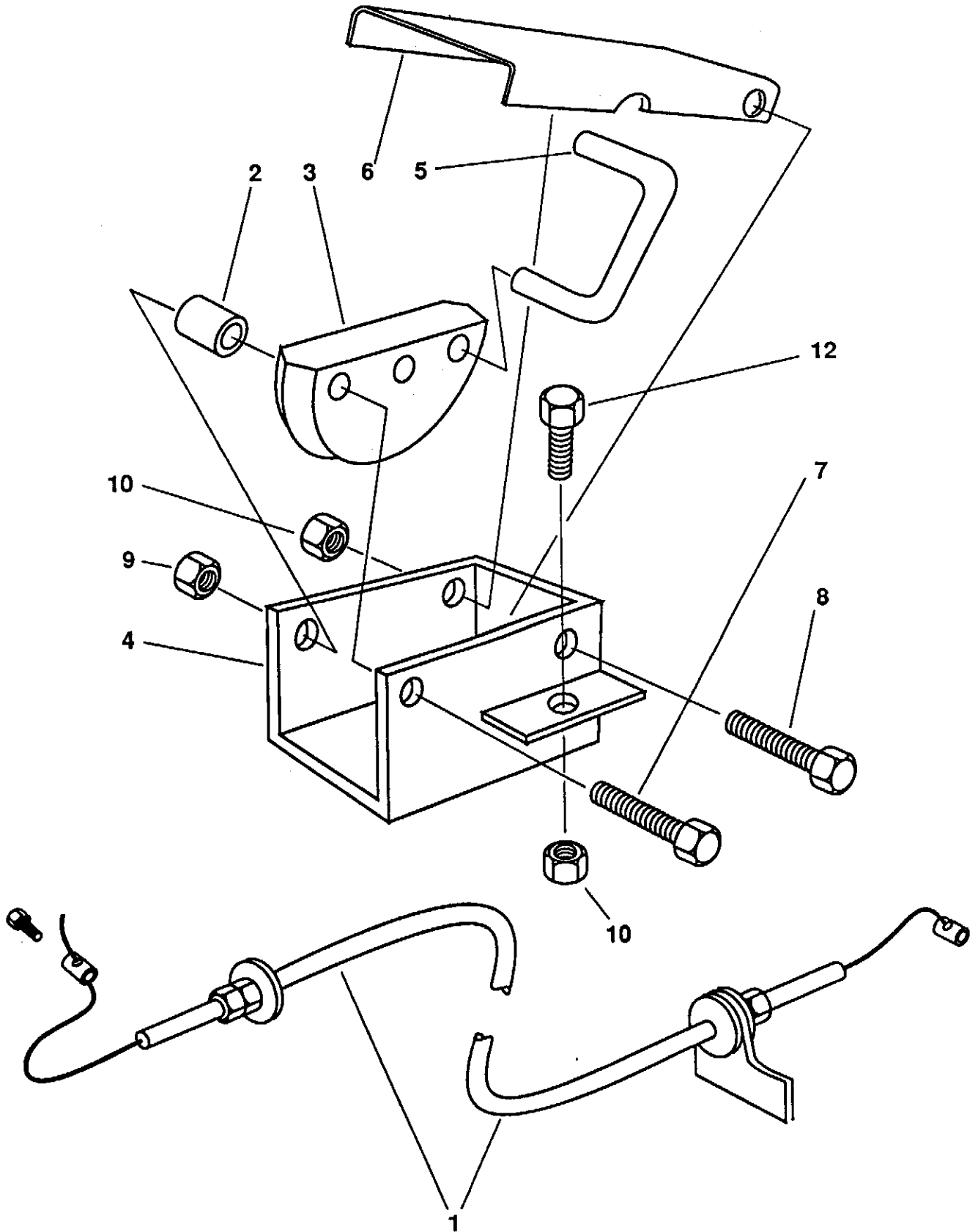


TRANSMISSION & AXLES (cont'd)

REF.	PART NO.	DESCRIPTION	QTY.
1	0964	Cable - Shifter	1
2	0974	Bulb (RP)	1
4	0958	Knob - Shifter	1
5	0954	Nut	1
6	1081	Change Lever Assembly	1
7	0952	Bolt 6	1
8	0297	Bolt	2
9	1280	Bracket, Trans Cable	1
10	1036	Nut	2
11		Bolt (CW Transmission)	
13	1036	Nut	
47	1288	Bracket, Shifter	1
48	1514	Cover - Shifter	1
50	1035	Bolt	4



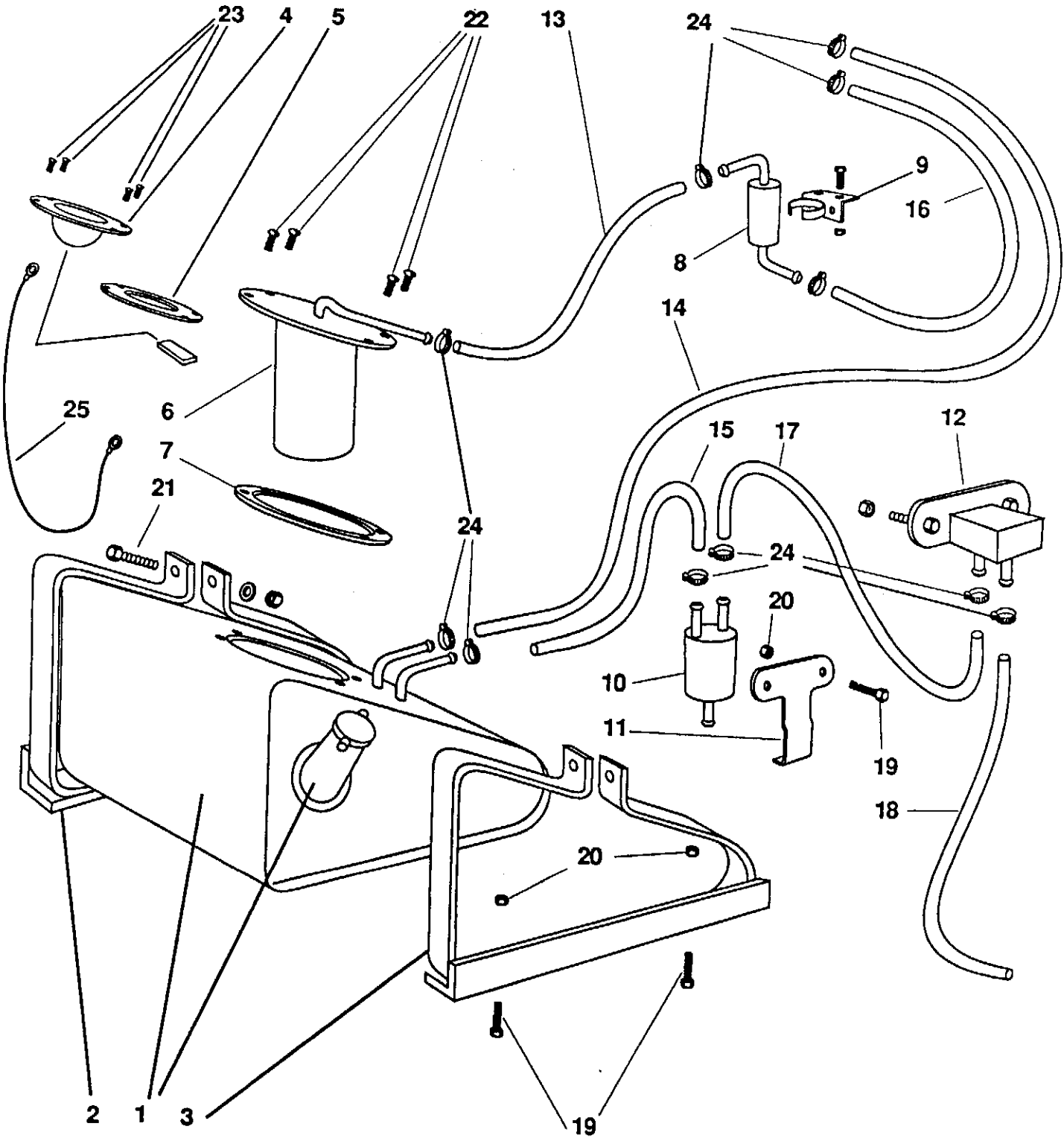
# THROTTLE



**THROTTLE**

REF.	PART NO.	DESCRIPTION	QTY.
1	1506	Cable Throttle Assembly	1
2	1582	Spacer - Accelerator	1
3	1577	Cam - Accelerator	1
4	1573	Body - Accelerator	1
<hr/>			
5	1581	Link - C	1
6	1580	Pedal	1
7	0279	Bolt	1
8	1735	Boi	1
<hr/>			
9	0819	Nut	1
10	1036	Nut	3
12	0297	Bolt	2
<hr/>			

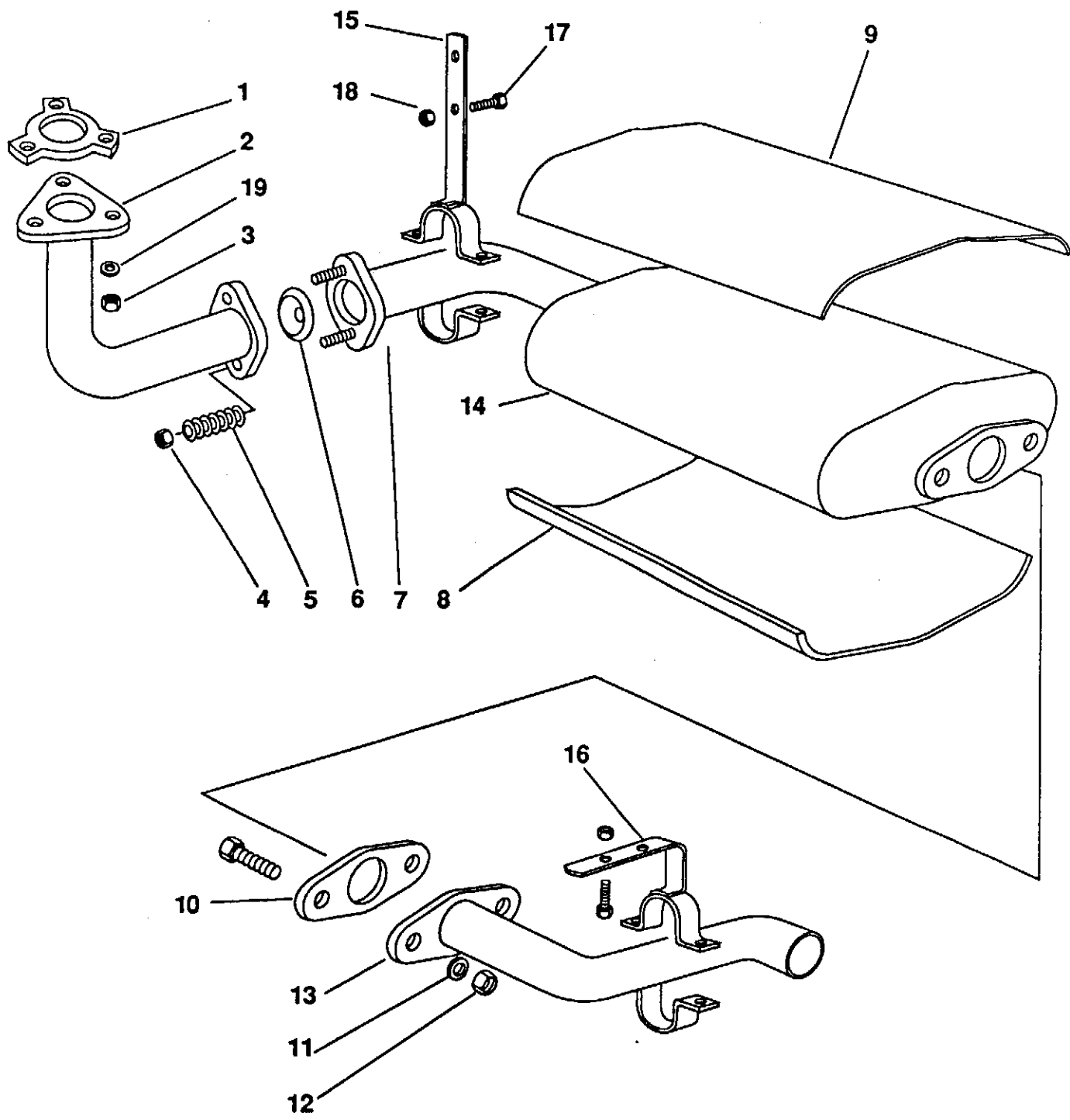
FUEL EMISSIONS SYSTEM - INTAKE



**FUEL & EMISSIONS SYSTEM - INTAKE**

REF.	PART NO.	DESCRIPTION	QTY.
1	1316	Tank, Fuel	1
	1923	Cap - Reference	REF
2	1245	Strap - F.T. Right	1
3	1243	Strap - F.T. Left	1
4	0006	Sender - Fuel Tank	1
5	1924	Gasket - Fuel Tank	REF
6	0256	Pump - Fuel	1
7	0255	Gasket (F. Pump)	REF
8	0257	Filter (Fuel)	1
9	1907	Bracket - Fuel Filter	1
10	0260	Cannister	1
11	0259	Bracket	1
12	0312	Valve - 3 Way	1
13	1730	Hose - Pump Filter	1
14	1729	Hose - Injectors Tank	1
15	1731	Hose - Cannister Tank	1
16	1732	Hose - F. Pump Manifold	1
17	1728	Hose - Cannister 3 Way Valve	1
18	0003	Hose	1
19	1035	Bolt - SF	8
20	1036	Nut	10
21	0224	Bolt	2
22	0801	Screw	8
23	1777	Screw	
24	0215	Clamp - Hose	8
25	0504	Wire - Sender to Grd.	1

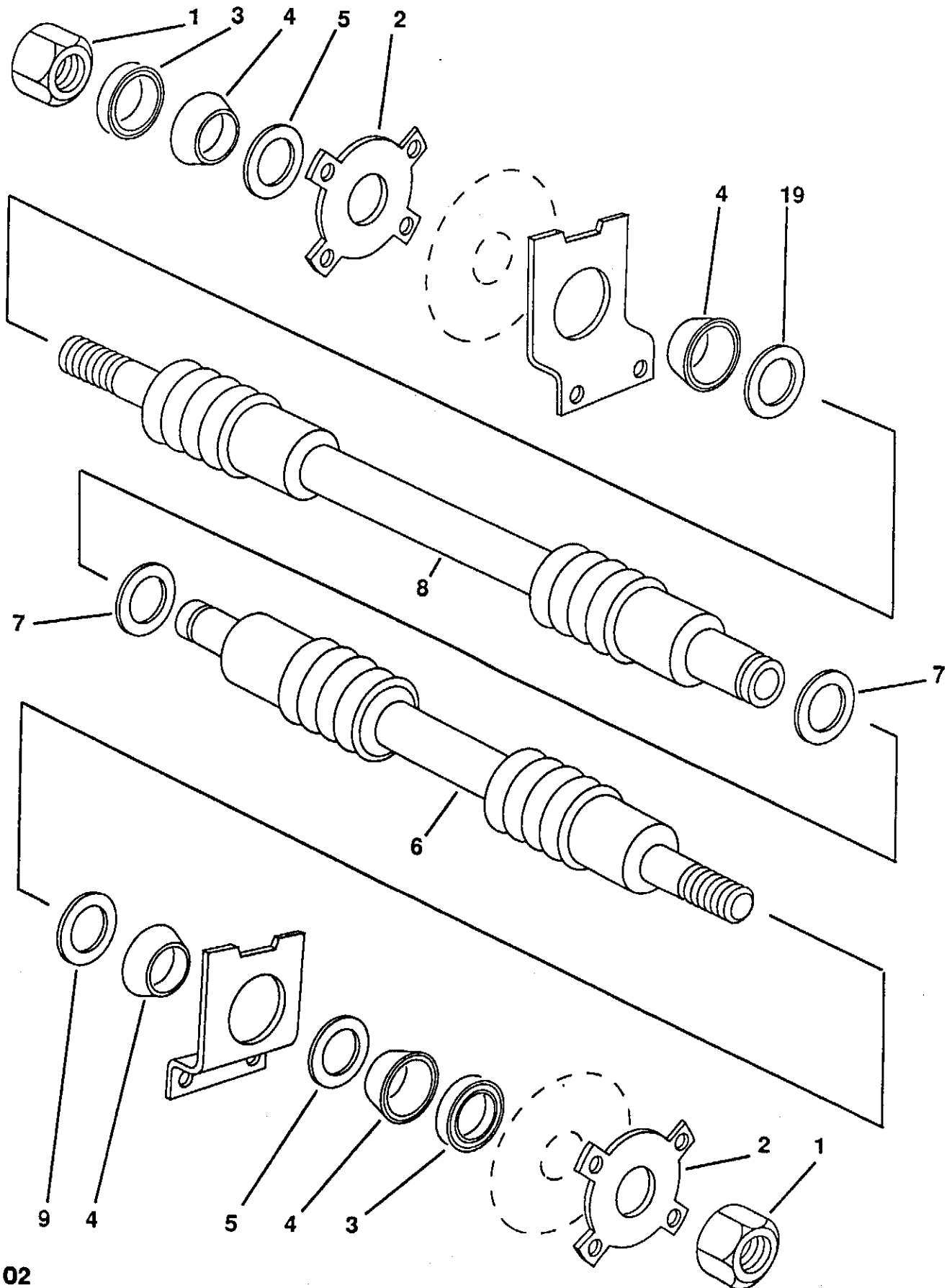
# EXHAUST SYSTEM



**EXHAUST SYSTEM**

REF.	PART NO.	DESCRIPTION	QTY.
1	0917	Gasket - Manifold/Pipe	1
2	1662	Manifold - Exhaust Pipe	1
3	0920	Nut	3
4	0913	Nut	2
5	0923	Spring	3
6	0922	Donut - Exhaust	1
7	1664	Converter - Catalytic	1
8	0925	Protector - Bottom	1
9	0924	Protector - Top	1
10	0919	Gasket - Catalytic Converter	1
11	0911	Washer	2
12	0913	Nut	2
13	1629	Pipe - Tail	1
14	0914	Nut	6
15	0722	Hanger - (Front)	1
16	1663	Hanger - (Rear)	1
17	0297	Bolt - 1/4 x 3/4	4
18	1036	Nut - 1/4 NC FL	4

# DRIVE AXLES

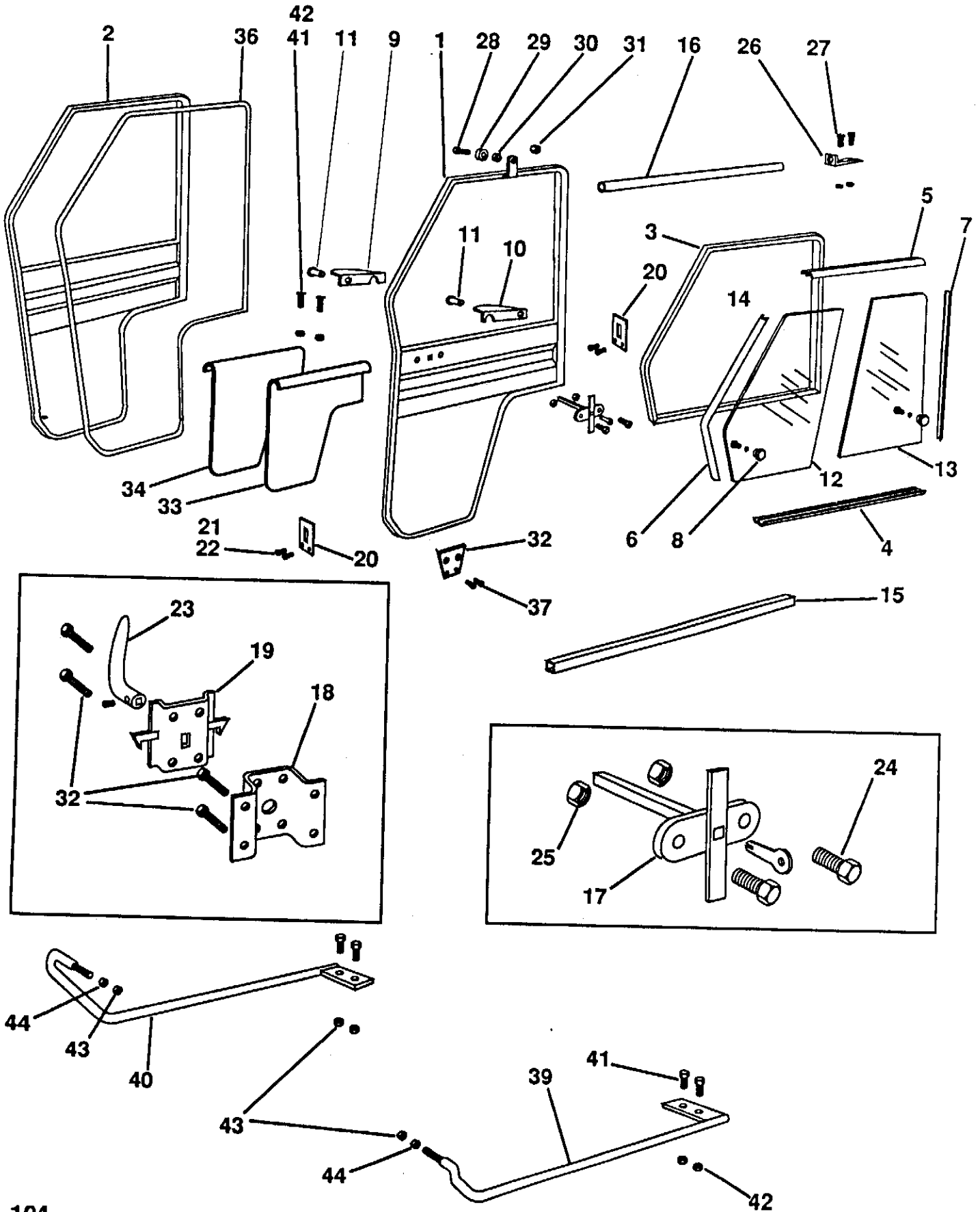


**DRIVE AXLES**

REF.	PART NO.	DESCRIPTION	QTY.
1	0751	Nut	2
2	0758	Hub - Wheel	2
3	0755	Seal - Outer	2
4	0752	Bearing, Front Wheel	2
5.1	0750	Bearing Spacer 6.28	A/R
5.2	0775	Spacer 6.32	A/R
5.3	0776	Spacer 6.36	A/R
5.4	0777	Spacer 6.40	A/R
5.5	0778	Spacer 6.445	A/R
5.6	0779	Spacer 6.52	A/R
5.7	0780	Spacer 6.565	A/R
5.8	0781	Spacer 6.605	A/R
5.9	0783	Spacer 6.645	A/R
5.11	0784	Spacer 6.685	A/R
5.12	0785	Spacer 6.725	A/R
5.13	0786	Spacer 6.765	A/R
5.14	0787	Spacer 6.805	A/R
5.15	0788	Spacer 6.845	A/R
5.16	0789	Spacer 6.885	A/R
5.17	0790	Spacer 6.925	A/R
5.18	0791	Spacer 6.96	A/R
5.19	0792	Spacer 7.005	A/R
5.20	0793	Spacer 7.045	A/R
5.21	0794	Spacer 7.085	A/R
5.22	0795	Spacer 7.125	A/R
5.27	0796	Spacer 7.165	A/R
5.28	0798	Spacer 7.245	A/R
5.29	0799	Spacer 7.285	A/R
5.30	1632	Spacer 7.205	A/R
5.31	1633	Spacer 7.325	A/R
5.32	1634	Spacer 7.365	A/R
6	90745	(745) Driveshaft (Short) Left	1
7	0747	Clip	2
8	90744	(744) Driveshaft (Long) Right	1
9	0754	Seal Inner	2



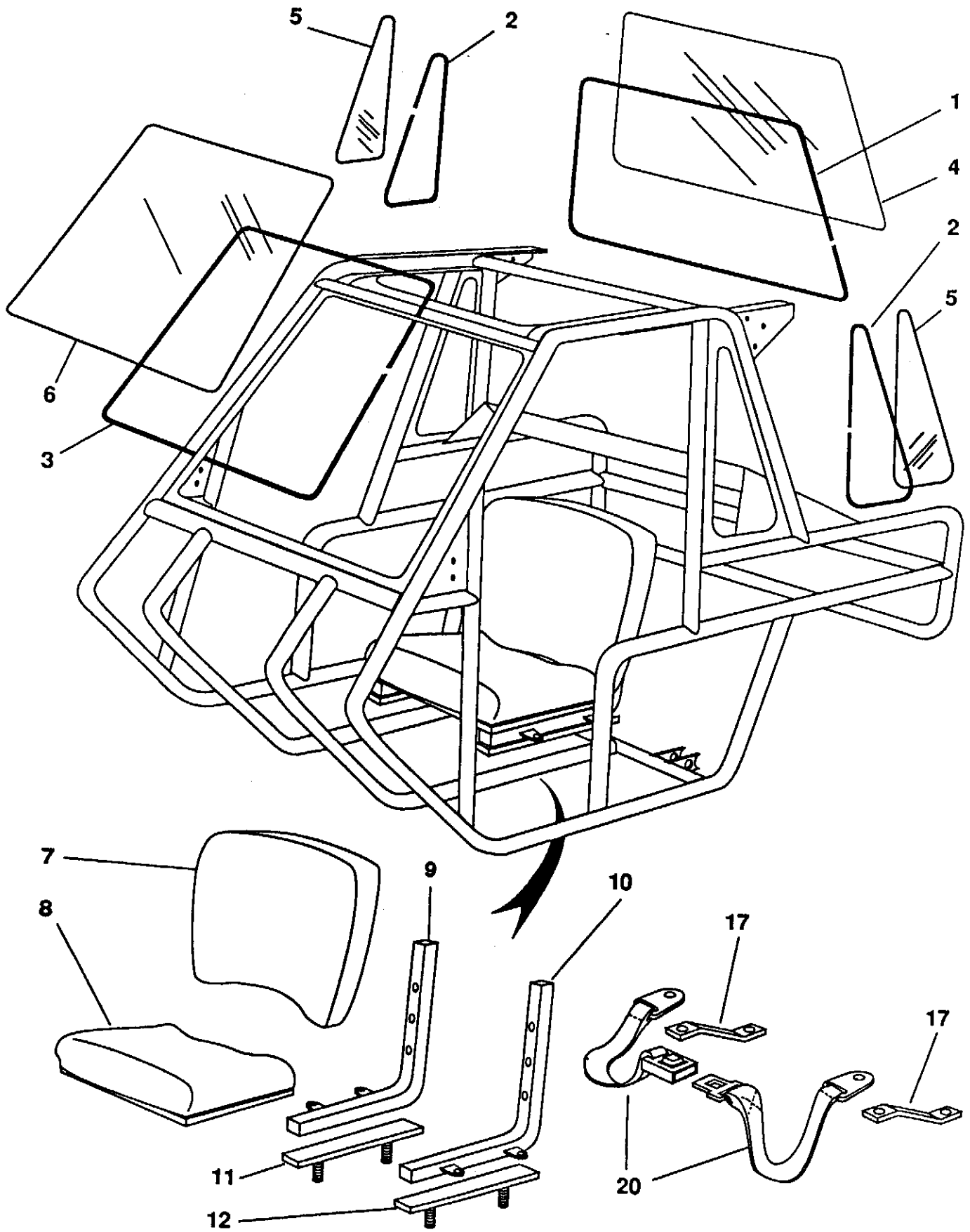
DOORS



**DOORS**

REF.	PART NO.	DESCRIPTION	QTY.
1	1530	Frame - Door LH	
2	1535	Frame - Door RH	
3	1656	Frame - Window	2
4	1616	Slider - Bottom	2
5	1617	Slider - Top	2
6	1657	Trim - Front	2
7	1658	Trim - Rear	2
8	1622	Knob - Window	4
9	1640	Latch - Window (Front)	2
10	1641	Latch - Window (Rear)	2
11	1569	Rivet (3/16)	8
12	1618	Glass (Front)	2
13	1619	Glass (Rear)	2
14	0800	Screw	16
15	1531	Tube - Door	2
16	1532	Tube - Slider	2
17	1052	Latch - Lock (w Keys)	2
18	1524	Bracket	2
19	1019	Latch - Door	2
20	1644	Striker	4
21	1035	Bolt - FL	12
22	1036	Nut - SL	8
23	1033	Handle - Door	2
24	1778	Screw	4
25	1777	Nut (See Truck Lid)	4
26	1533	End - Door Guide	2
28	1850	Bolt	2
29	1727	Bearing	2
30	1659	Spacer	2
31	1036	Nut	2
32	1463	Screw	16
33	1539	Panel Lower (LH)	1
34	1540	Panel Lower (RH)	1
35	1568	Rivet	1
36	1412	Trim (Seal)	2
37	1098	Guide Slider Door Bottom	2
38	1639	Buttons	4
39	1703	Guide - Left	1
40	1702	Guide - Right	1
41	0818	Bolt	4
42	0819	Nut	4
43	1039	Nut	2
44	1686	Washer	2
45	1098	Button	4

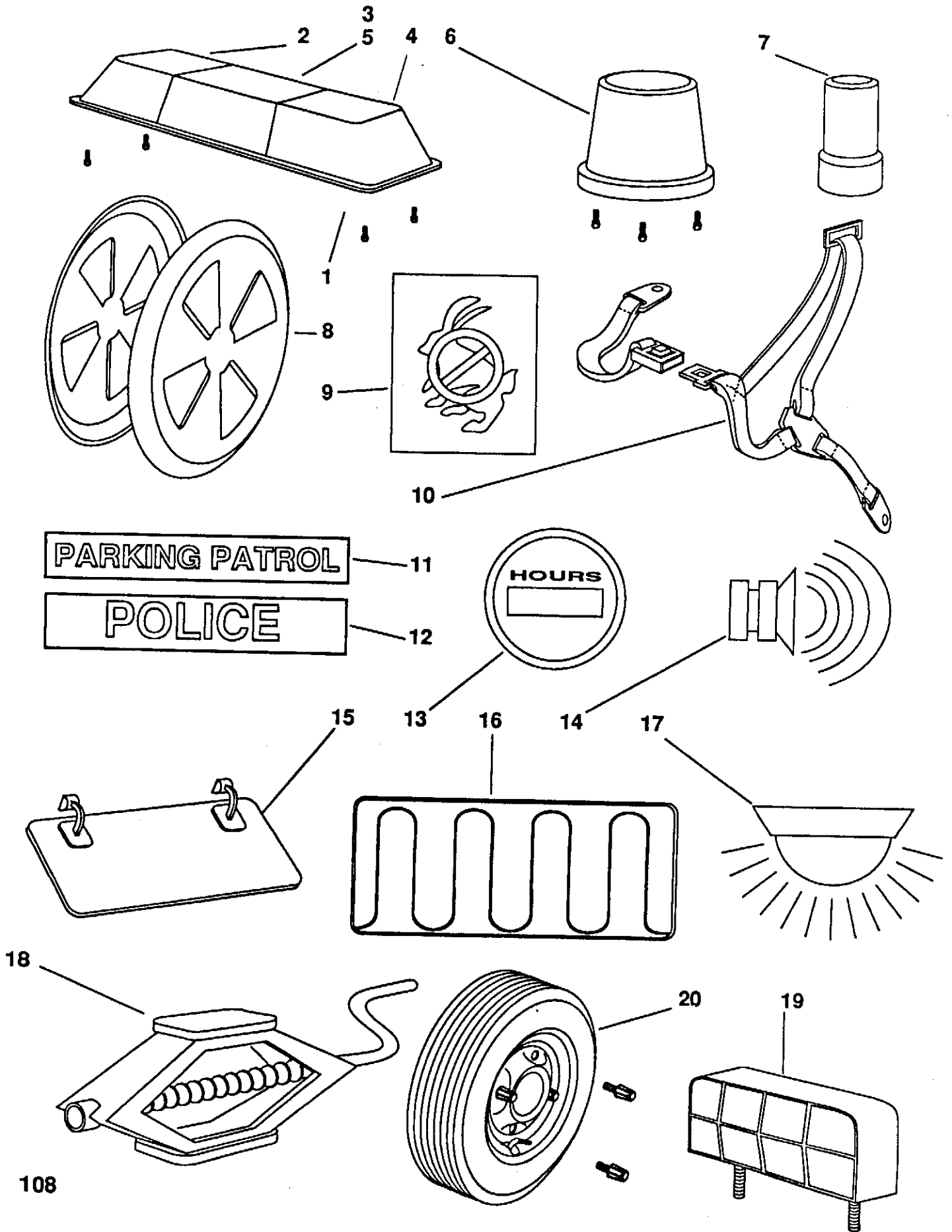
WINDOW AND SEAT (INCLUDING BELT)



**WINDOW AND SEAT (INCLUDING BELT)**

REF.	PART NO.	DESCRIPTION	QTY.
1	1423	Moulding - Rear	1
2	1423	Moulding - Side	2
3	1002	Moulding - Front	1
4	0995	Glass - Rear	1
5	0996	Glass - Side (Rear)	2
6	0994	Glass - Front	1
7	0797	Cushion - Top	1
8	0001	Cushion - Bottom	1
9	1598	Frame - Right Seat	1
10	1602	Frame - Left Seat	1
11	0024	Slider - Right	1
12	0024	Slider - Left	1
13	0103	Screw	10
14	1035	Bolt	4
15	1036	Nut	4
16	0819	Nut	4
17	1563	Strap - Seat Belt	2
18	0810	Bolt	2
19	0223	Nut	2
20	0025	Seat Belt (Includes Both Parts)	1
21	0818	Bolt	2

OPTIONS



**OPTIONS**

REF.	PART NO.	DESCRIPTION	QTY.
1	1606 1847 1707	Light Bar Assembly (Amber/c/Amber) Light Bar (Red/c/Blue) Light Bar (Blue/c/Blue)	
2	1653 1064 1837	Lens Blue Right Lens Amber Right Lens Red	
3	1652	Center (Blue)	
4	1651 1063 1836	Lens Blue Left Lens Amber Left Lens Red Left	
5	1067	Center (Clear)	
6	0825	Beacon - Rotating Amber	
7	9013	Beacon - Strobe Amber	
8	0384	Covers - Wheels (Pair)	
9	0385	Governor (Pkg)	
10	0344	3 Point - Harness	
11	1552	Decal - Parking Patrol	
12	1551	Decal - Police	
13	0011	Hour Meter	
14	1011	Back Up Alarm	
15	1014	Visor	
16	1414	Rear Window Defogger	
17	0075	Dome Light	
18	0063	Jack - Scissors	
19	1016	Headrest	
20	9012	Spare Tire, Opt.	