

Supplement to Interceptor III Part Manual

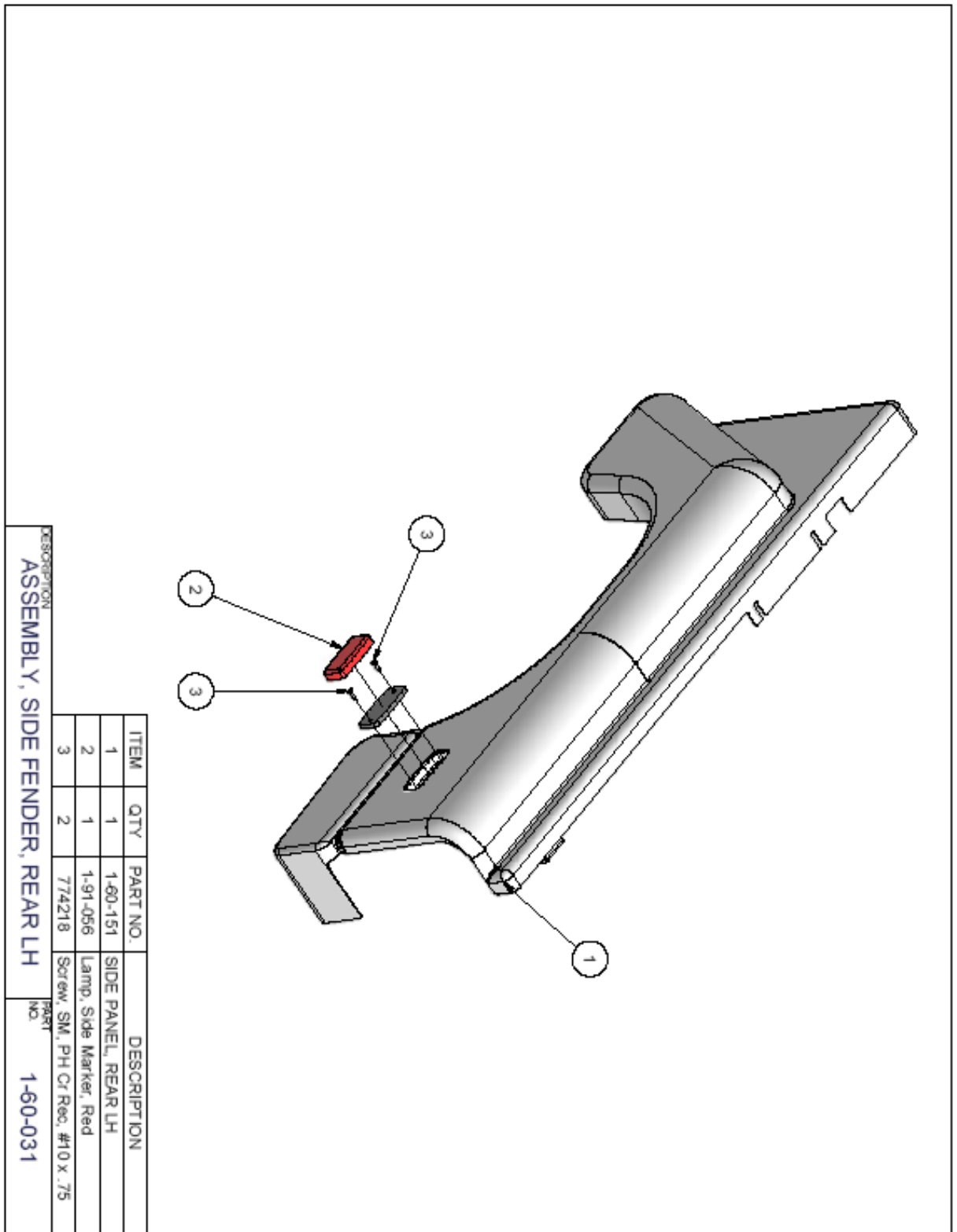
Introduction

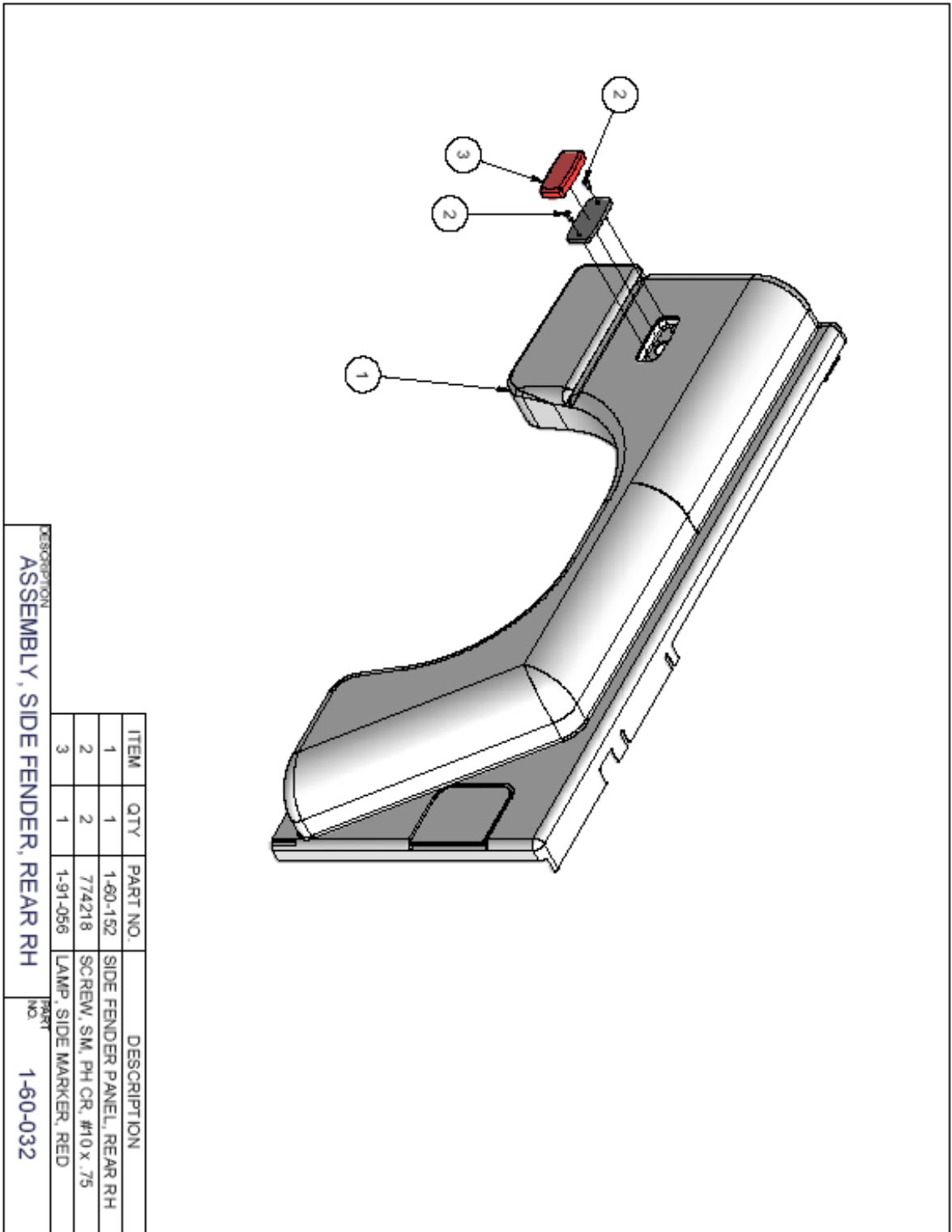
This parts catalog is a supplement for service parts manual V.1.3 for Westward Industries Ltd. GO-4 Interceptor III. It applies to all vehicles with VIN number ending in 8500 or higher.

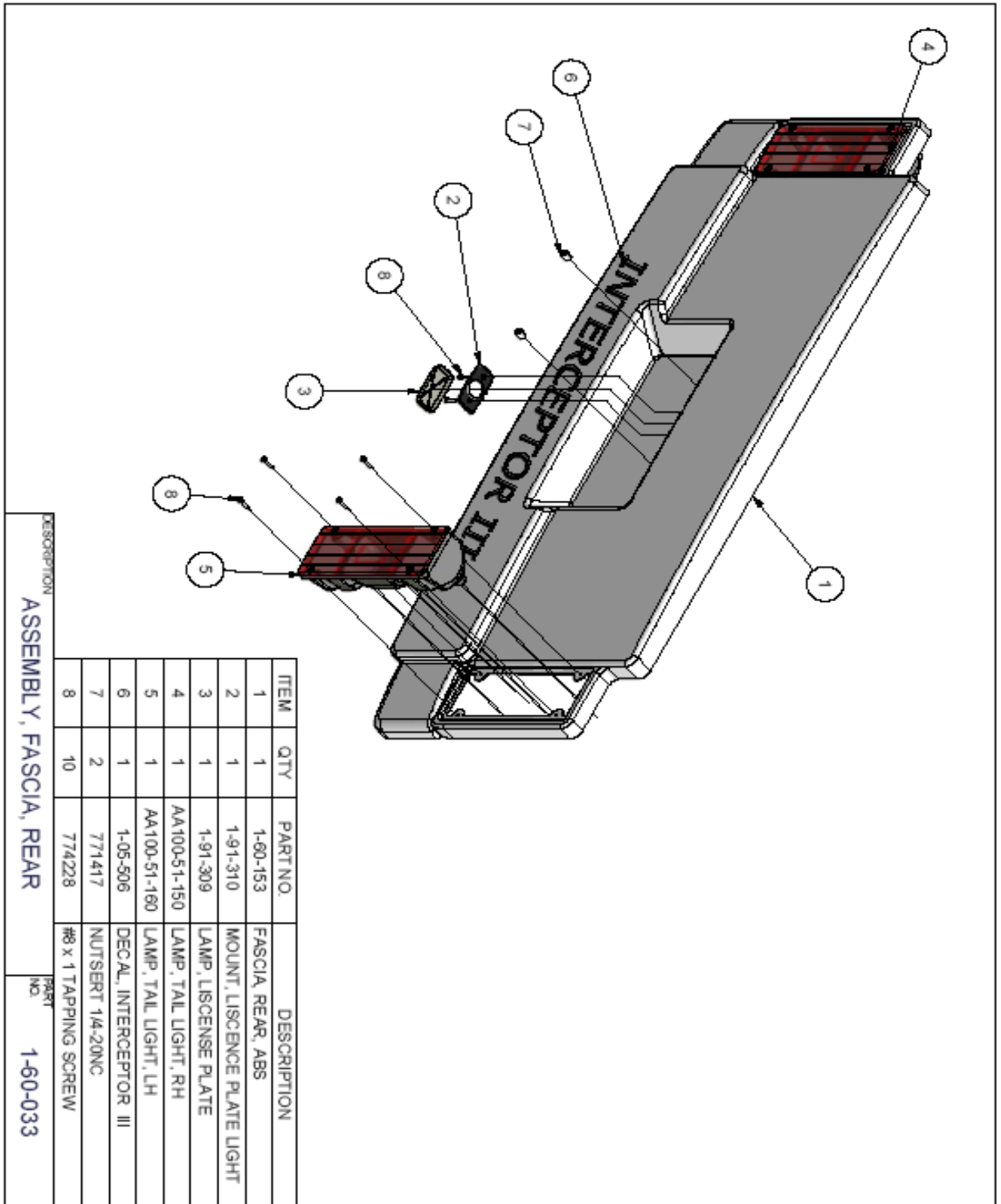
In its continuing effort to improve product quality, Westward Industries Ltd. Introduced changes to the vehicle body panels, trunk and lighting system.

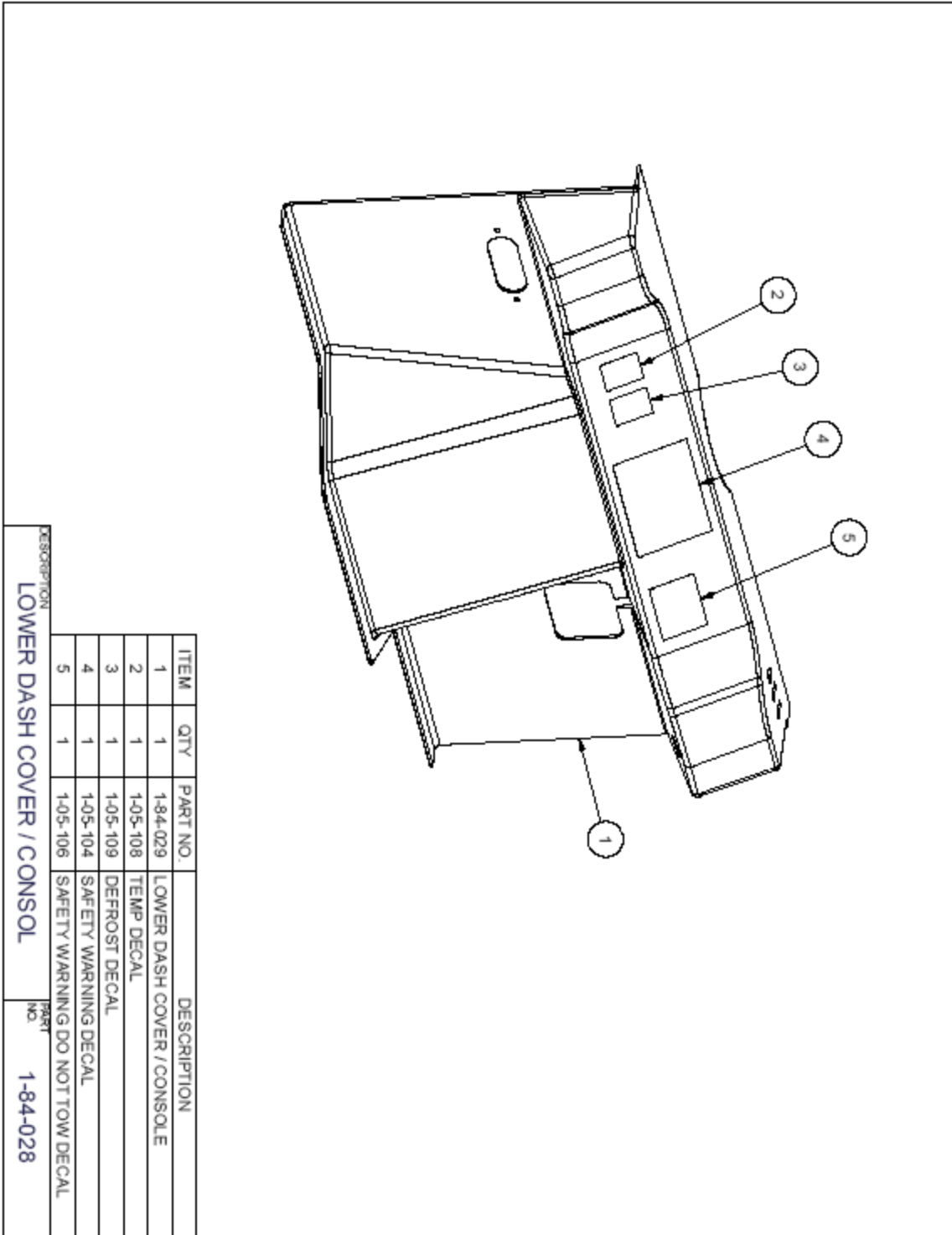
The new assemblies are listed in page 2 of this supplement. The discontinued assemblies are also listed for reference. Please note that new and old assemblies are **not** interchangeable.

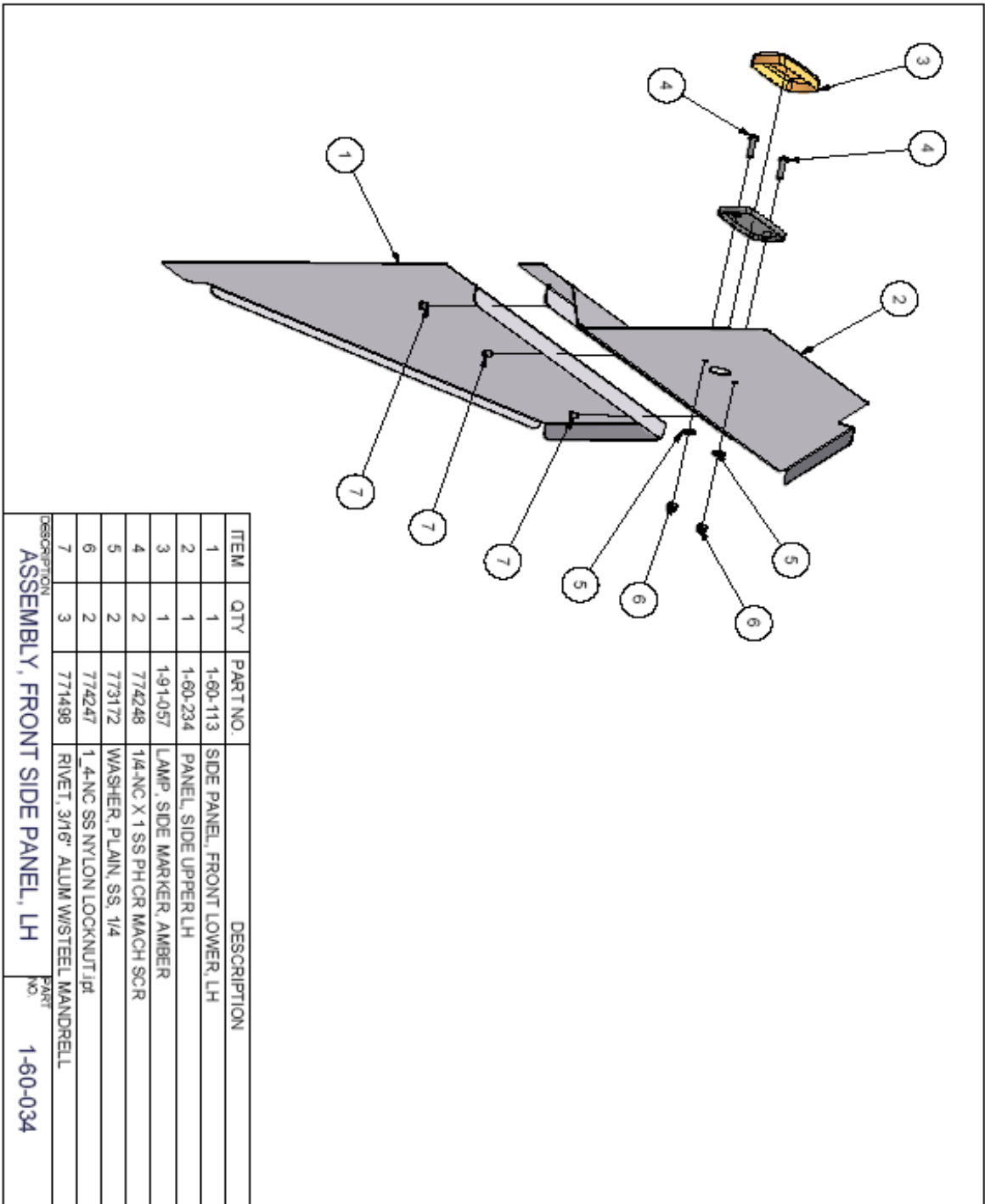
Ref. Page No.	Part Name	Old Part No.	New Part No.
10-2	Frame	1-10-004-01	1-10-006-01
28-2	Exhaust Pipe	1-28-220-30	1-28-223-30
60-3	Side Panel RH	1-60-003-02	1-60-035-02
	Side Panel LH	1-60-002-02	1-60-034-02
	Side Panel Front Upper, RH	1-60-112-02	1-60-235-02
	Side Panel Front Upper, LH	1-60-112-02	1-60-234-02
60-6	Upper Trunk Assy.	1-65-002	1-65-010
	Panel, Upper Trunk Floor	3-65-107-02	1-65-230-02
	Rear Panel, Upper Trunk	3-65-103-02	1-65-227-02
	Rail, Trunk Seal	N/A	1-66-235-02
60-8	Lower Trunk Assy.	1-65-008-02	1-65-409
60-10	Rear Fender Assy., LH	1-60-021-02	1-60-031
	Rear Fender Assy., RH	1-60-022-02	1-60-032
84-2	Shifter Cover	1-84-010	1-84-032
84-4	Consol Assembly	1-84-021-01	N/A
84-6	Lower Dash Cover	1-84-015	1-84-028
86-1	Nerf Bar (Option)	1-86-110	1-86-114
86-2	Front Bumper Assembly	1-86-001	1-86-009
86-4	Rear Bumper	1-86-136-01	1-86-137-01
	Rear Wire Harness	1674154	1-67-1006
	Rear Fascia Assembly	N/A	1-60-033
91-4	Main Wiring Harness	1-67-004	1-67-1004
	Engine Wiring Harness	1-67-003	1-67-1003

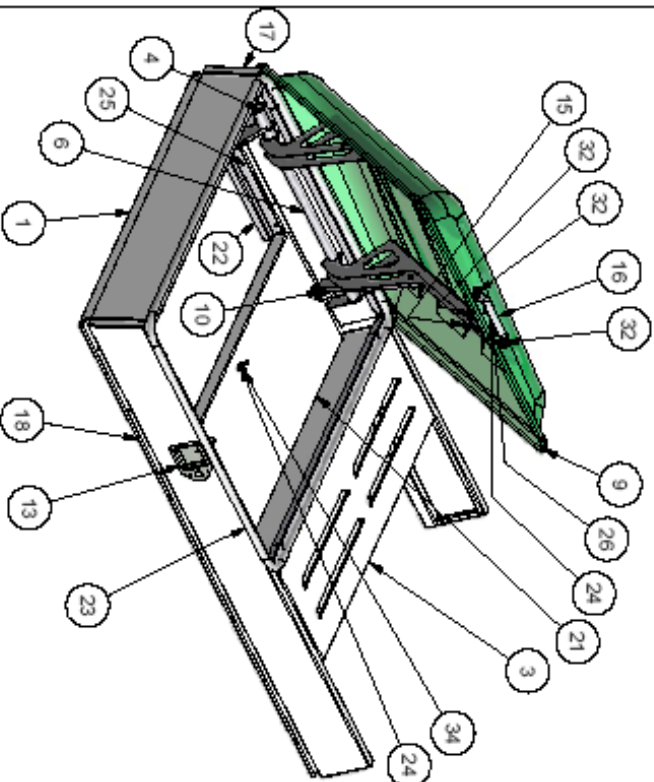












ITEM	QTY	PART NO.	DESCRIPTION
1	1	1-65-227	REAR PANEL, UPPER TRUNK
2	1	3-65-106	FRONT PANEL, UPPER TRUNK
3	1	1-65-169	PANEL, ENGINE INSPECTION
4	1	3-65-120	WELDMENT, TRUNK HINGE MOUNT LH
5	1	3-65-121	WELDMENT, TRUNK HINGE MOUNT RH
6	1	1-65-180	WELDMENT, TRUNK HINGE
7	2	621469	NYLON BUSHING (16L16-F)
8	2	621008	BALL STUD, GAS PROP
9	1	1-65-168	LID, TRUNK
10	1	H-9412-60	GAS PROP (60 lbs, 12")
11	4	3-65-110	CORNER SEAL TAB, TRUNK LID
12	1	3-65-111	PLATE, TRUNK LID STRIKER
13	1	4302-01	Handle, Trunk Lid
14	1	3-65-116	MOUNT, TRUNK LID STRIKER
15	1	81710-02010	Striker Pin
16	1	711476	HANDLE, TRUNK LID
17	1	1-65-173	SIDE RAIL, UPPER TRUNK LH
18	1	1-65-174	SIDE RAIL, UPPER TRUNK RH
19	2	3-65-109	LONG SEAL TAB, TRUNK LID
20	2	1-65-178	SHORT SEAL TAB, TRUNK LID
21	1	1-65-230	PANEL, UPPER TRUNK FLOOR
22	2	1-65-235	RAIL, TRUNK SEAL
23	1	3-65-113	SEAL, TRUNK LID
24	11	773172	WASHER, PLAIN, SS, 1/4
25	47	771498	RIVET, 3/16" ALUM W/STEEL MANDRELL
26	2	774151	1/4-20 X 1 SS HEX HD BOLT
27	4	774269	5/16 ID X 3/4 OD SS NEOPRENE WASHER
28	4	774284	5_16-NC x 3_4 SOCKET BUTTON HD SCREW
29	4	770819	5/16-NC FLANGE LOCK HEX NUT
30	6	774267	1_4-NC X 5_8 SS PAN HD CR SCREW
31	12	771036	1_4-NC FLANGE LOCK NUT
32	6	774034	1_4-NC X 1_2 SS PAN HD CR SCREW
33	2	774247	1_4-NC SS NYLON LOCKNUT, 1pt
34	1	1-65-236	WELDMENT, TRUNK HOLD DOWN BOLT

ITEM	QTY	PART NO.	DESCRIPTION
35	1	1-65-217	SEAL
36	1	1-65-239	SEAL
37	3.7 FT	682975	INSULATION FOIL
38	1	1-65-194	FOAM SPACER, LATCH PLATE

DESCRIPTION ASSEMBLY, SIDE OPENING TRUNK PART NO. 1-65-010

